


# SYNERGY ACCESSIBLE SLIDING DOOR



The Synergy Accessible Sliding Door is a smart, affordable choice for residential accessibility. Designed to enhance liveability, it helps builders create homes that support greater independence, safety, and wellbeing - while meeting compliance standards with ease.

- Designed with accessibility at its core, supporting greater mobility and ease of entry for wheelchair users and those with ambulatory or sensory needs.
- Complies with various levels of compliance standards including the NCC 2022 requirements for accessible housing, Livable Housing Australia standards (Silver, Gold, and Platinum), NDIS SDA standards (Improved Liveability, Robust, Fully Accessible and High Physical Support), and AS1428.1 Design for access and mobility.
- Supports all clear opening requirements for accessible design.
- Operating loads within AS1428.1 requirements for smooth, comfortable sliding.
- Removes the need for commercial sub-framing, plumbed drainage, or drainage grates - saving time and reducing cost.
- The ergonomic D-handle with 60mm clearance and raised snib lock is designed for users with limited dexterity and varied grip styles.
- Handle height can be adjusted at the time of specification to suit the required compliance level.
- Can be keyed alike with other Trend doors for one-key convenience.
- Where required, includes a full-width, non-transparent contrasting motif on the glazing to enhance visibility.



#### **Step-free entry**

A step-free entrance can be achieved when the sill is rebated or ramped.

# SYNERGY ACCESSIBLE SLIDING DOOR

## Specifications

Product	Accessible Sliding Doors
Product series	Synergy
Frame profile	101.6mm x 40mm
Sill options	101.6mm - accessible sill Sump sill optional
Max frame	2450mm high
Max sash	2390mm high x 1550mm wide
Sash profile	Lock stile - 54mm, fixed stile - 42mm, bottom rail - 60mm, top rail - 56mm
Glazing	4mm - 18mm Single and double glazing
BAL rating	Deemed to satisfy BAL29
Seal type	Mohair with a fin
Colour options	Available in powdercoat colours from the Trend Standard, Designer and Textura ranges
Screen options	Flyscreen, security screens and barrier screens
Hardware options	Accessible Handle - Black
Installation options	By builder
Warranty	10-year warranty

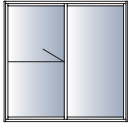
## Performance

Wind and water performance	
Performance criteria	Rating
SLS	1500Pa
ULS	2300Pa
Water	360Pa
N rating	N4
Thermal performance	
Performance criteria	Rating
Single glazed Uw range	4.4 – 6.4
Single glazed SHGC range	0.32 – 0.73
Double glazed Uw range	2.6 – 3.8
Double glazed SHGC range	0.30 – 0.65

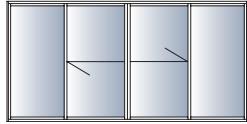
# SYNERGY ACCESSIBLE SLIDING DOOR

## Configurations

2 lite sliding door



4 lite sliding door – bi-parting



## Hardware



Accessible handle (inside)



Accessible handle (outside)

# SYNERGY ACCESSIBLE SLIDING DOOR

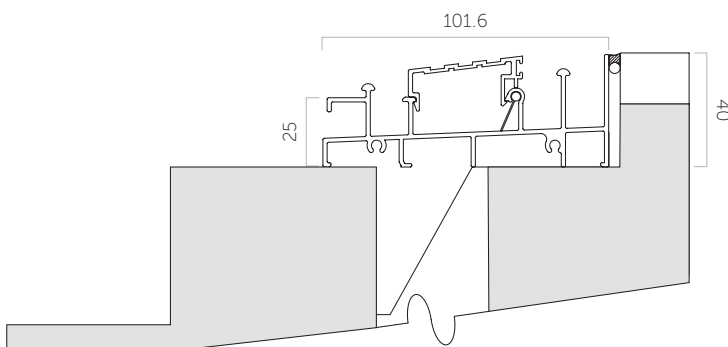
## Sill building in details

### 101.6mm accessible sliding door sill



Rebated threshold shown above.

### Rebated threshold



Concrete cutout and ramp are the responsibility of the builder. The sill provides a step-free entrance when rebated or ramped.