

Trend Aluminium[®]

Widestyle Double Hung

TECHNICAL DATA

Features & Benefits

Size Range

Ordering Details

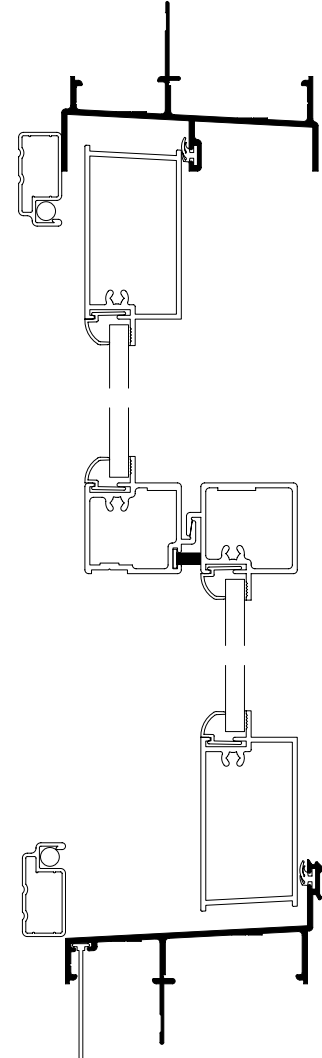
Installation

Cross Sectional Views

Features & Benefits - NSW/ACT/VIC/SA

Trend® Widestyle Double Hung

- 1 **Energy Efficiency Options**
Trend® Thermashield® in various glazing styles are available to help reduce energy consumption. Trend® Thermashield® means greater control, bigger savings and most importantly one less thing to worry about. Energy efficient options to u-value of 3.6 and SHGC 0.33 are available for Trend® Double Hung window.
- 2 **Acoustic Options**
SoundMizer® acoustic solutions in various STC ratings, are available to STC 31 for Trend® Double Hung window. SoundMizer® acoustic solutions can reduce aircraft, highway traffic, railway and other annoying noise problems. For information or technical details contact Trend®.
- 3 **Key locks**
All Trend® Wide Style Double Hung Windows are available with optional key lock that can be keyed to match other Trend® aluminium windows. Vent locks are available for Trend® Double Hung Windows.
- 4 **Complementary Accessories**
 - 180° non-load bearing couplers, two types available for added mullion strength when required.
 - 135° & 90° non-load-bearing corner couplers to suit bay and kitchen windows.
 - 100mm aluminium architraves for replacement window installations.
 - Adjustable aluminium storm mould.
 - Aluminium 180° and 90° mullion covers to hide load-bearing posts.
- 5 **Interlocking Meeting Rails**
The interlocking meeting rails on the sashes combine together when closed to improve the overall weather performance strength. The sashes by-pass to facilitate easy internal glass cleaning.
- 6 **Weather Sealed for Full Protection**
All sashes are fitted with weatherpile seals to keep the dust and water where they belong, on the outside.
- 7 **Options**
Colonial Bar and Federation Bar Layouts are available. Easy to fit flyscreens. Wide range of powdercoat finishes.











































































Please note that drawings are not to scale

Trend® Widestyle Double Hung | AWD | Mk-4 | 1 Jul 2009

Size Range - NSW/ACT/VIC/SA

Trend® Widestyle Double Hung

STUD OPENING WINDOW	656	780	899	1131	1484	1722	2186	2545	2902
	600	724	843	1075	1428	1666	2130	2489	2846
989	 AWD0906	 AWD0907	 AWD0909	 AWD0911	 AWDF0914	 AWDF0917	 AWDF0921	 AWDFD0925	 AWDFD0929
1076	 AWD1006	 AWD1007	 AWD1009	 AWD1011	 AWDF1014	 AWDF1017	 AWDF1021	 AWDFD1025	 AWDFD1029
1247	 AWD1206	 AWD1207	 AWD1209	 AWD1211	 AWDF1214	 AWDF1217	 AWDF1221	 AWDFD1225	 AWDFD1229
1418	 AWD1406	 AWD1407	 AWD1409	 AWD1411	 AWDF1414	 AWDF1417	 AWDF1421	 AWDFD1425	 AWDFD1429
1590	 AWD1506	 AWD1507	 AWD1509	 AWD1511	 AWDF1514	 AWDF1517	 AWDF1521	 AWDFD1525	 AWDFD1529
1856	 AWD1806	 AWD1807	 AWD1809	 AWD1811	 AWDF1814	 AWDF1817	 AWDF1821	 AWDFD1825	 AWDFD1829
2098	 AWD2006	 AWD2007	 AWD2009	 AWD2011	 AWDF2014	 AWDF2017	 AWDF2021	 AWDFD2025	 AWDFD2029
2098	 AWD2006T	 AWD2007T	 AWD2009T	 AWD2011T	 AWDF2014T	 AWDF2017T	 AWDF2021T	 AWDFD2025T	 AWDFD2029T

All windows and doors are designed to 700pa velocity and 150pa water rating. For higher ratings consult Trend® Windows & Doors

Please note that drawings are not to scale

Trend® Widestyle Double Hung | AWD | Mk-4 | 1 Jul 2009

Confidentiality Notice: This document and the information it contains are copyright and confidential to Trend® Windows & Doors Pty Limited. Disclosure, use and copying in any form whatsoever, except as authorised by Trend® Windows & Doors in writing, are strictly prohibited. Patents and Design Registrations pending.

Ordering Details - NSW/ACT/VIC/SA

Trend[®] Widestyle Double Hung

All windows are illustrated as viewed from outside. Codes shown are for plain windows.

Manufactured from 64mm aluminium extrusion. The first two numbers of code indicate approximate height, the last two numbers indicate approximate width.

Sash Style Options:

Standard option, eg window code AWD0906

O indicates Ovolo D/Hung sash with Ovolo Glazing Bar, eg window code AOWD0906CL

T indicates Thermashield[®] double glazed sash style, eg window code ATWD0906

* *Double Glazing not available with ovolo bar.*

Bar Options:

CL indicates Colonial Bar, eg window code AWD0906CL

FED indicates Federation Bar, eg window code AWD0906FED

Configuration Options:

DF indicates Double Hung/Fixed

FD indicates Fixed/Double Hung

DD indicates Double Hung/Double Hung

DFD indicates Double Hung/Fixed/Double Hung

DDD indicates Double Hung/Double Hung/Double Hung

F indicates Fixed

T after the size indicates a Transom

General:

Black hardware is supplied as standard

Vent lock option is available

Please note that drawings are not to scale

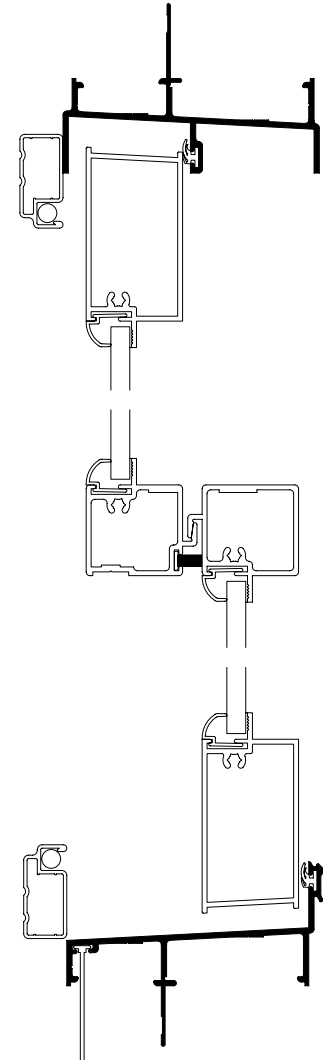
Trend[®] Widestyle Double Hung | AWD | Mk-4 | 1 Jul 2009

Confidentiality Notice: This document and the information it contains are copyright and confidential to Trend[®] Windows & Doors Pty Limited. Disclosure, use and copying in any form whatsoever, except as authorised by Trend[®] Windows & Doors in writing, are strictly prohibited. Patents and Design Registrations pending.

Features & Benefits - QLD

Trend® Widestyle Double Hung

- 1 **Energy Efficiency Options**
Trend® Thermashield® in various glazing styles are available to help reduce energy consumption. Trend® Thermashield® means greater control, bigger savings and most importantly one less thing to worry about. Energy efficient options to u-value of 3.6 and SHGC 0.33 are available for Trend® Double Hung window.
- 2 **Acoustic Options**
SoundMizer® acoustic solutions in various STC ratings, are available to STC 31 for Trend® Double Hung window. SoundMizer® acoustic solutions can reduce aircraft, highway traffic, railway and other annoying noise problems. For information or technical details contact Trend®.
- 3 **Key locks**
All Trend® Wide Style Double Hung Windows are available with optional key lock that can be keyed to match other Trend® aluminium windows. Vent locks are available for Trend® Double Hung Windows.
- 4 **Complementary Accessories**
 - 180° non-load bearing couplers, two types for added mullion strength when required.
 - 135° & 90° non-load-bearing corner couplers to suit bay and kitchen windows.
 - 66mm and 100mm aluminium architraves for replacement window installations.
 - Adjustable aluminium storm mould.
 - Extruded aluminium 180° and 90° mullion covers to hide load-bearing posts.
- 5 **Interlocking Meeting Rails**
The interlocking meeting rails on the sashes combine together when closed to improve the overall weather performance strength. The sashes by-pass to facilitate easy internal glass cleaning.
6. **Weather Sealed for Full Protection**
All sashes are fitted with weatherpile seals to keep the dust and water where they belong, on the outside.
- 7 **Options**
Colonial Bar and Federation Bar Layouts are available. Easy to fit flyscreens. Wide range of powdercoat finishes.



































































Please note that drawings are not to scale

Trend® Widestyle Double Hung | AWD | Mk-4 | 1 Jul 2009

Confidentiality Notice: This document and the information it contains are copyright and confidential to Trend® Windows & Doors Pty Limited. Disclosure, use and copying in any form whatsoever, except as authorised by Trend® Windows & Doors in writing, are strictly prohibited. Patents and Design Registrations pending.

Size Range - QLD

Trend® Widestyle Double Hung

WINDOW STUD OPENING	660	960	1260	1560	1860	2160	2460	2760
	610	910	1210	1510	1810	2110	2410	2710
955	 QWD0906/1	 QWD0909/1	 QWD0912/2	 QWD0915/2	 QWD0918/2	 QWD0921/2	 QWD0924/2	 QWD0927/2
1055	 QWD1006/1	 QWD1009/1	 QWD1012/2	 QWD1015/2	 QWD1018/2	 QWD1021/2	 QWD1024/2	 QWD1027/2
1255	 QWD1206/1	 QWD1209/1	 QWD1212/2	 QWD1215/2	 QWD1218/2	 QWD1221/2	 QWD1224/2	 QWD1227/2
1420	 QWD1406/1	 QWD1409/1	 QWD1412/2	 QWD1415/2	 QWD1418/2	 QWD1421/2	 QWD1424/2	 QWD1427/2
1555	 QWD1506/1	 QWD1509/1	 QWD1512/2	 QWD1515/2	 QWD1518/2	 QWD1521/2	 QWD1524/2	 QWD1527/2
1855	 QWD1806/1	 QWD1809/1	 QWD1812/2	 QWD1815/2	 QWD1818/2	 QWD1821/2	 QWD1824/2	 QWD1827/2
2135	 QWD2106/1	 QWD2109/1	 QWD2112/2	 QWD2115/2	 QWD2118/2	 QWD2121/2	 QWD2124/2	 QWD2127/2
2135 2100	 QWD2106X/1	 QWD2109X/1	 QWD2112X/2	 QWD2115X/2	 QWD2118X/2	 QWD2121X/2	 QWD2124X/2	 QWD2127X/2

All windows and doors are designed to 700pa velocity and 150pa water rating. For higher ratings consult Trend® Windows & Doors

Please note that drawings are not to scale

Trend® Widestyle Double Hung | AWD | Mk-4 | 1 Jul 2009

Confidentiality Notice: This document and the information it contains are copyright and confidential to Trend® Windows & Doors Pty Limited. Disclosure, use and copying in any form whatsoever, except as authorised by Trend® Windows & Doors in writing, are strictly prohibited. Patents and Design Registrations pending.

Ordering Details - QLD

Trend® Widestyle Double Hung

All windows are illustrated as viewed from outside. Codes shown are for plain windows

Manufactured from 64mm aluminium extrusion.

The first two numbers of code indicate approximate height, the last two numbers indicate approximate width.

Sash Style Options:

Standard option is window code QWD0906/1

O indicates Ovolo D/Hung sash with Ovolo Glazing Bar, eg window code QOWD0906/1CL

T indicates Thermashield® double glazed sash style, eg window code QTWD0906/1

** Double Glazing not available with ovolo bar.*

Bar Options:

CL indicates Colonial Bar, eg window code QWD0906/1CL

FED indicates Federation Bar, eg window code QWD0906/1FED

Configuration Options:

/1 indicates one pair of sashes

/2 indicates two pair of sashes

/3 indicated three pair of sashes

X after the size indicates a Transom

General:

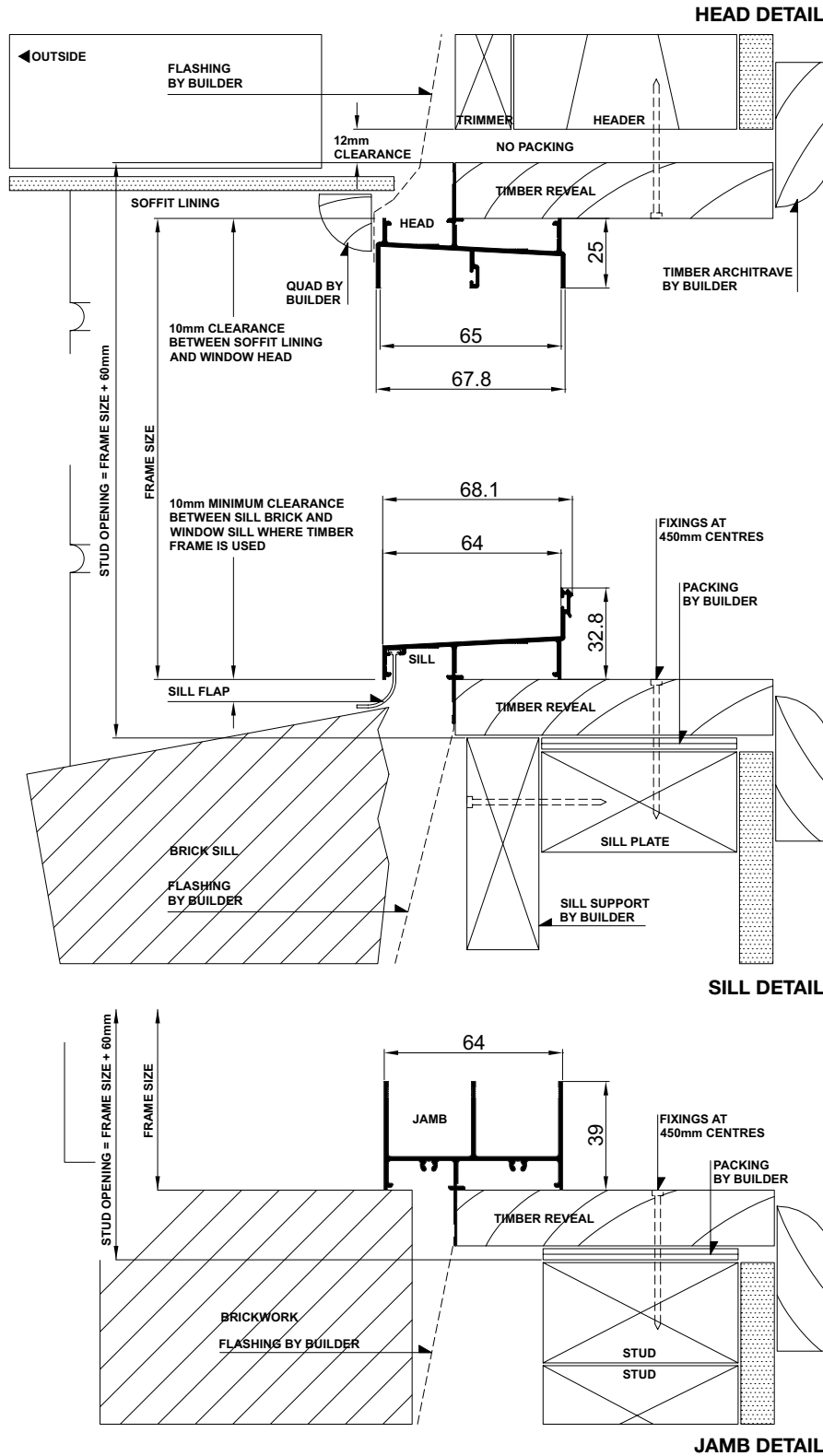
Black hardware is supplied as standard

Note:

No sill reveal to 2100 high windows

Installation

Trend® Widestyle Double Hung | Building In Detail | **Brick Veneer - 230mm wall**



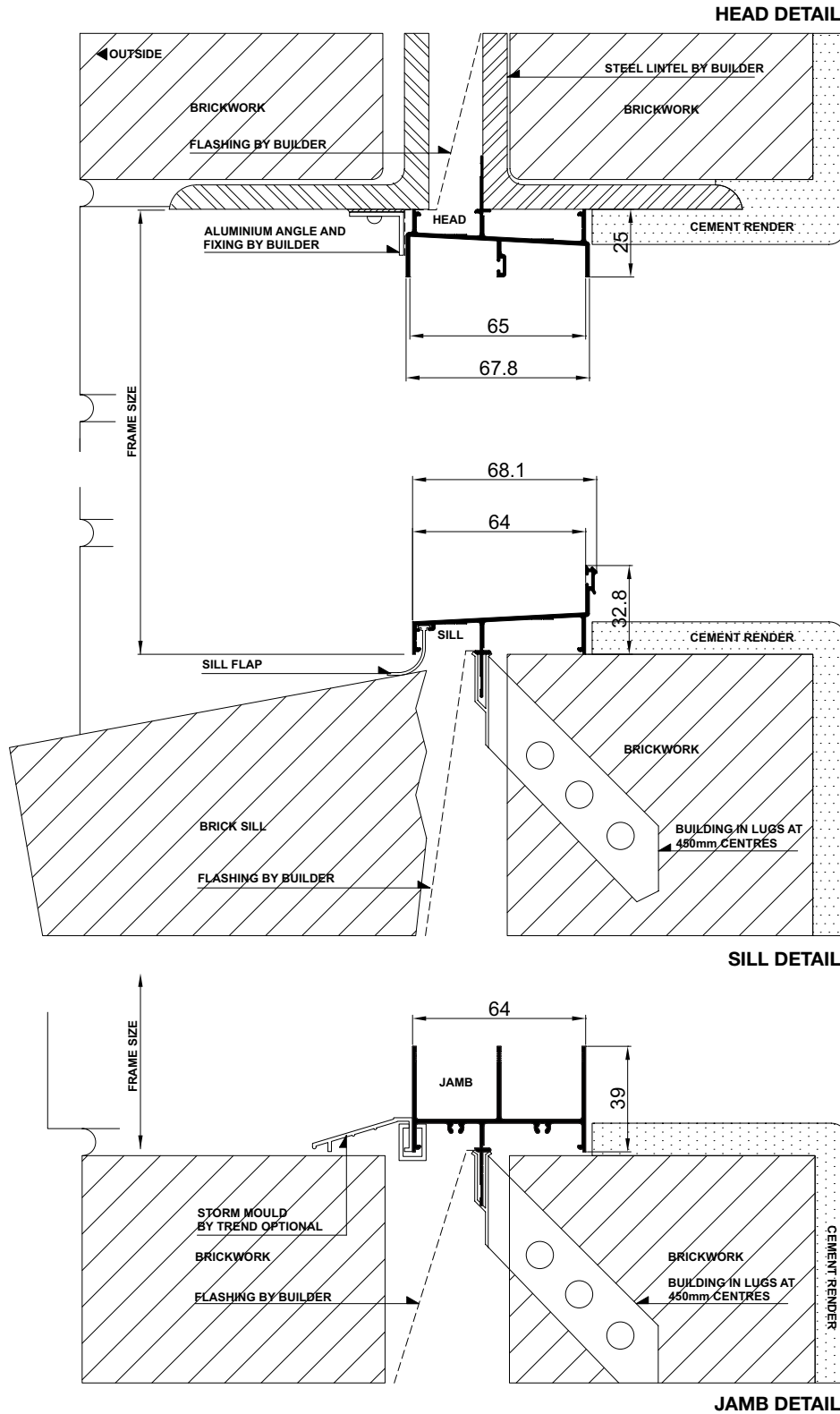
Please note that drawings are not to scale

Trend® Widestyle Double Hung | AWD | Mk-4 | 1 Jul 2009

Confidentiality Notice: This document and the information it contains are copyright and confidential to Trend® Windows & Doors Pty Limited. Disclosure, use and copying in any form whatsoever, except as authorised by Trend® Windows & Doors in writing, are strictly prohibited. Patents and Design Registrations pending.

Installation

Trend[®] Widestyle Double Hung | Building In Detail | **Double Brick - 280mm wall**



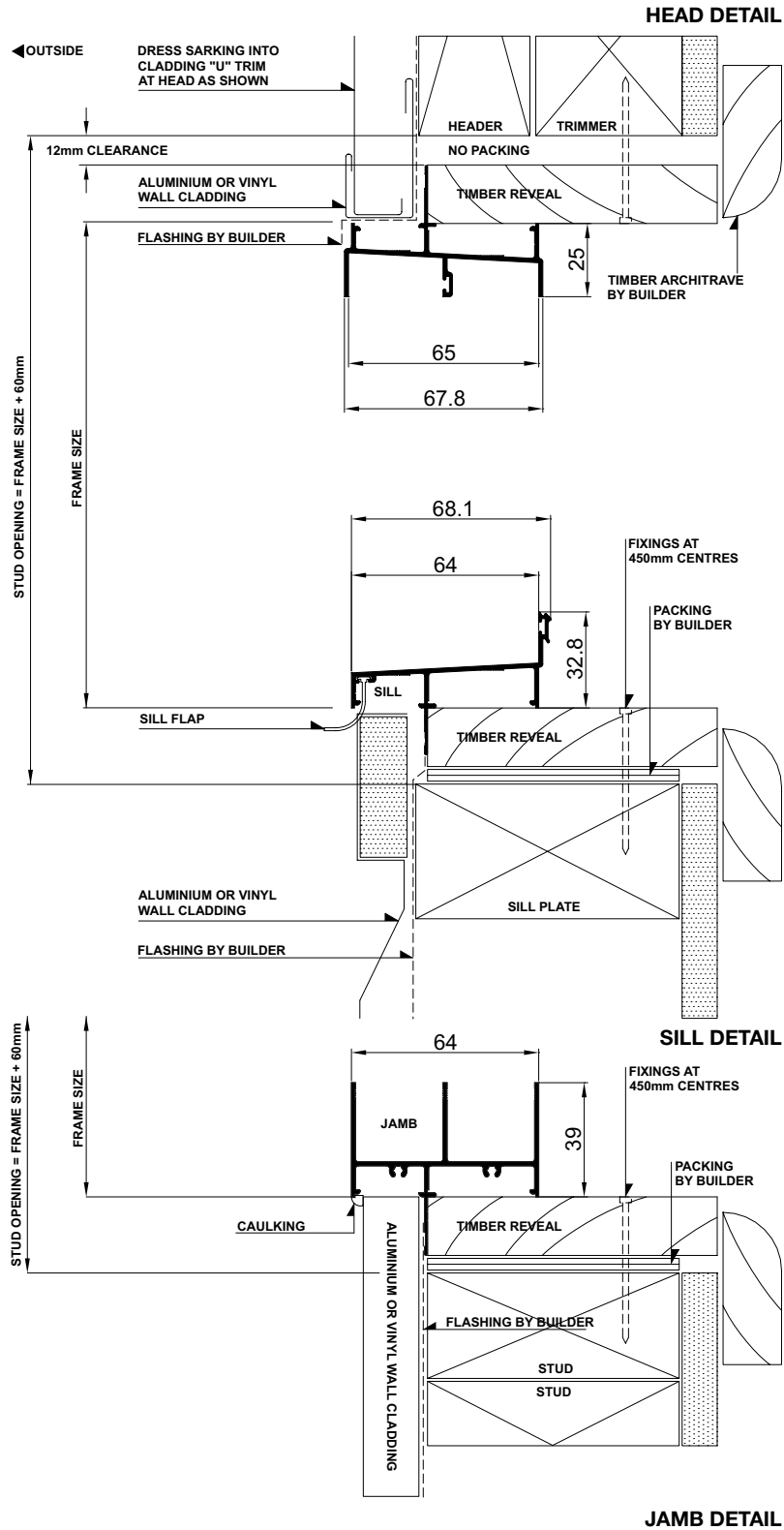
Please note that drawings are not to scale

Trend[®] Widestyle Double Hung | AWD | Mk-4 | 1 Jul 2009

Confidentiality Notice: This document and the information it contains are copyright and confidential to Trend[®] Windows & Doors Pty Limited. Disclosure, use and copying in any form whatsoever, except as authorised by Trend[®] Windows & Doors in writing, are strictly prohibited. Patents and Design Registrations pending.

Installation

Trend® Widestyle Double Hung | Building In Detail | Aluminium Cladding on Studs



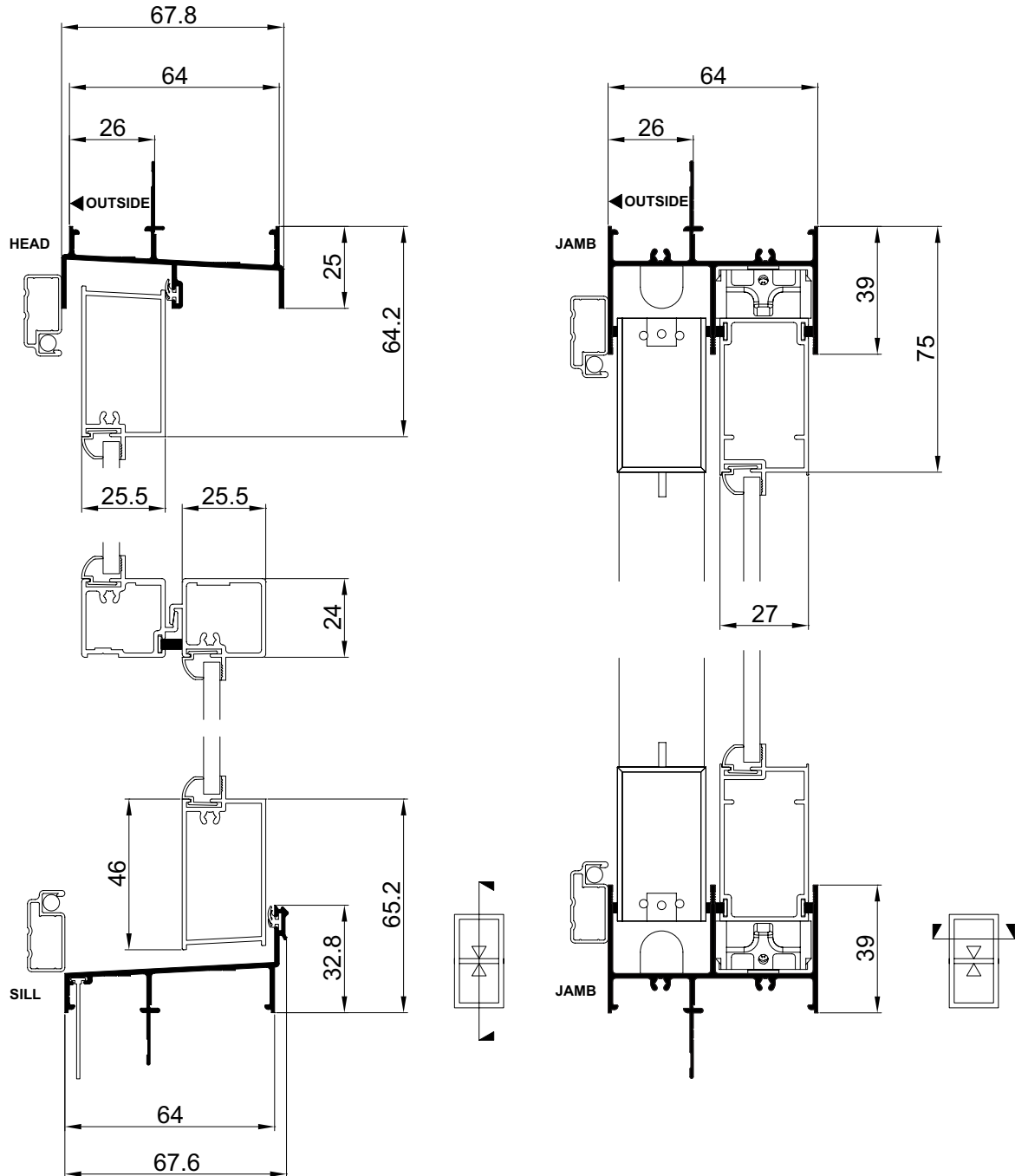
Please note that drawings are not to scale

Trend® Widestyle Double Hung | AWD | Mk-4 | 1 Jul 2009

Confidentiality Notice: This document and the information it contains are copyright and confidential to Trend® Windows & Doors Pty Limited. Disclosure, use and copying in any form whatsoever, except as authorised by Trend® Windows & Doors in writing, are strictly prohibited. Patents and Design Registrations pending.

Cross Sectional Views

Trend® Widestyle Double Hung | **Single Lite**



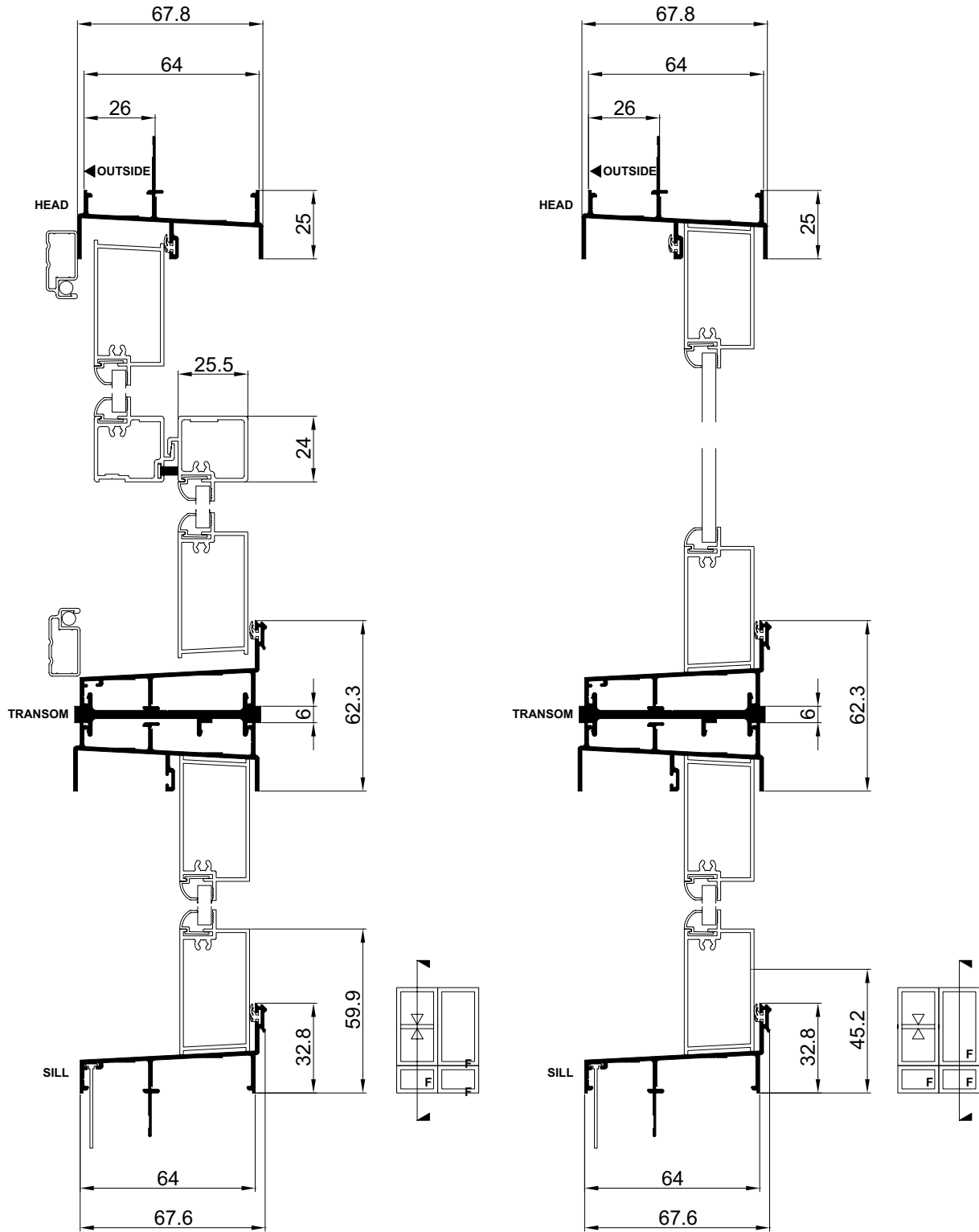
Please note that drawings are not to scale

Trend® Widestyle Double Hung | AWD | Mk-4 | 1 Jul 2009

Confidentiality Notice: This document and the information it contains are copyright and confidential to Trend® Windows & Doors Pty Limited. Disclosure, use and copying in any form whatsoever, except as authorised by Trend® Windows & Doors in writing, are strictly prohibited. Patents and Design Registrations pending.

Cross Sectional Views

Trend® Widestyle Double Hung | **Two Lite with Lowlite**



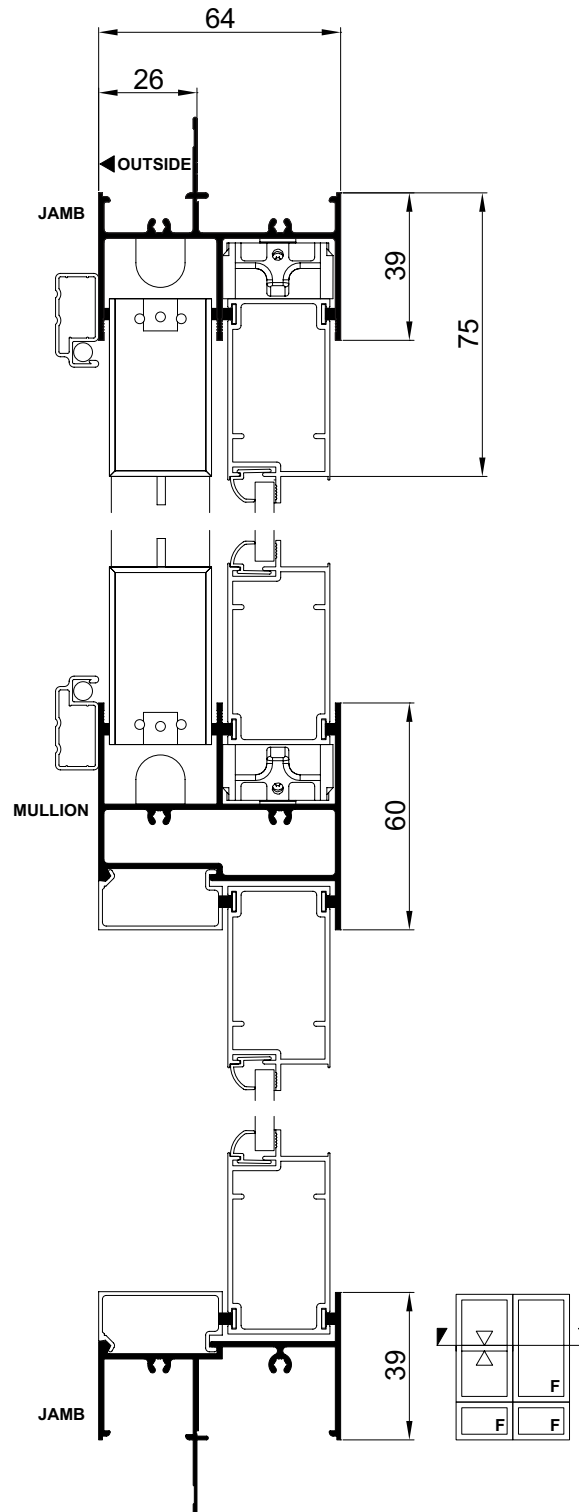
Please note that drawings are not to scale

Trend® Widestyle Double Hung | AWD | Mk-4 | 1 Jul 2009

Confidentiality Notice: This document and the information it contains are copyright and confidential to Trend® Windows & Doors Pty Limited. Disclosure, use and copying in any form whatsoever, except as authorised by Trend® Windows & Doors in writing, are strictly prohibited. Patents and Design Registrations pending.

Cross Sectional Views

Trend® Widestyle Double Hung | **Two Lite with Lowlite**



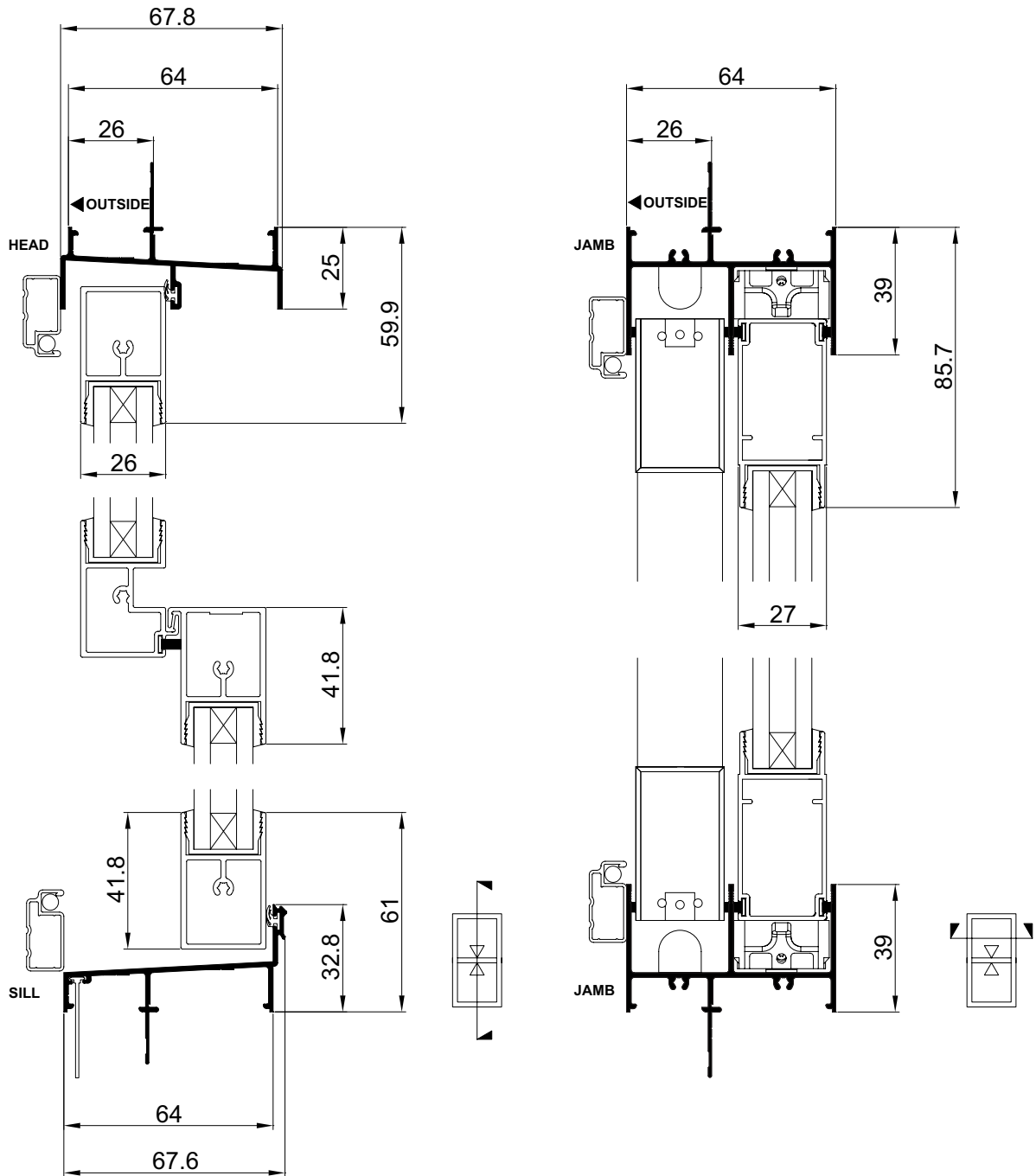
Please note that drawings are not to scale

Trend® Widestyle Double Hung | AWD | Mk-4 | 1 Jul 2009

Confidentiality Notice: This document and the information it contains are copyright and confidential to Trend® Windows & Doors Pty Limited. Disclosure, use and copying in any form whatsoever, except as authorised by Trend® Windows & Doors in writing, are strictly prohibited. Patents and Design Registrations pending.

Cross Sectional Views

Trend® Widestyle Double Hung | **Double Glazed**



Please note that drawings are not to scale

Trend® Widestyle Double Hung | AWD | Mk-4 | 1 Jul 2009

Confidentiality Notice: This document and the information it contains are copyright and confidential to Trend® Windows & Doors Pty Limited. Disclosure, use and copying in any form whatsoever, except as authorised by Trend® Windows & Doors in writing, are strictly prohibited. Patents and Design Registrations pending.