

Trend Aluminium[®]

Standard Double Hung

TECHNICAL DATA

Features & Benefits

Size Range

Ordering Details

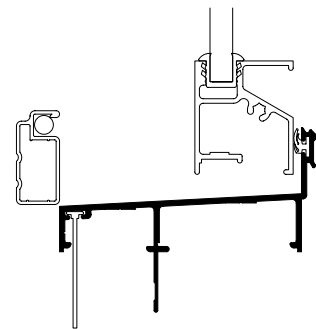
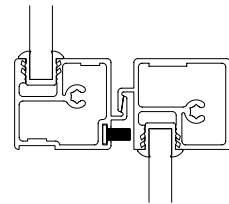
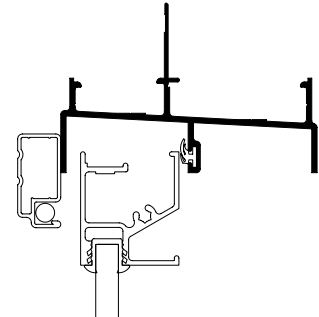
Installation

Cross Sectional Views

Features & Benefits - NSW/ACT/VIC/SA

Trend® Standard Double Hung

- 1 **Energy Efficiency Options**
Trend® Thermashield® in various glazing styles are available to help reduce energy consumption. Trend® Thermashield® means greater control, bigger savings and most importantly one less thing to worry about. Energy efficient options to u-value of 3.6 and SHGC 0.33 are available for Trend® Double Hung window.
- 2 **Acoustic Options**
SoundMizer® acoustic solutions in various STC ratings, are available to STC 31 for Trend® Double Hung window. SoundMizer® acoustic solutions can reduce aircraft, highway traffic, railway and other annoying noise problems. For information or technical details contact Trend®.
- 3 **Key locks**
All Trend® Wide Style Double Hung Windows are available with optional key lock that can be keyed to match other Trend® aluminium windows. Vent locks are available for Trend® Double Hung Windows.
- 4 **Complementary Accessories**
 - 180° non-load bearing couplers, two types available for added mullion strength when required.
 - 135° & 90° non-load-bearing corner couplers to suit bay and kitchen windows.
 - 100mm aluminium architraves for replacement window installations.
 - Adjustable aluminium storm mould.
 - Aluminium 180° and 90° mullion covers to hide load-bearing posts.
- 5 **Interlocking Meeting Rails**
The interlocking meeting rails on the sashes combine together when closed to improve the overall weather performance strength. The sashes by-pass to facilitate easy internal glass cleaning.
- 6 **Weather Sealed for Full Protection**
All sashes are fitted with weatherpile seals to keep the dust and water where they belong, on the outside.
- 7 **Options**
Colonial Bar and Federation Bar Layouts are available. Easy to fit flyscreens. Wide range of powdercoat finishes.



































































Please note that drawings are not to scale

Trend® Standard Double Hung | ATD | Mk-4 | 1 Jul 2009

Confidentiality Notice: This document and the information it contains are copyright and confidential to Trend® Windows & Doors Pty Limited. Disclosure, use and copying in any form whatsoever, except as authorised by Trend® Windows & Doors in writing, are strictly prohibited. Patents and Design Registrations pending.

Size Range - NSW/ACT/VIC/SA

Trend® Standard Double Hung

STUD OPENING WINDOW		656	780	899	1131	1484	1722	2186	2545
		600	724	843	1075	1428	1666	2130	2489
989	933	 ATD0906	 ATD0907	 ATD0909	 ATD0911	 ATDF0914	 ATDF0917	 ATDFD0921	 ATDFD0925
1076	1020	 ATD1006	 ATD1007	 ATD1009	 ATD1011	 ATDF1014	 ATDF1017	 ATDFD1021	 ATDFD1025
1247	1191	 ATD1206	 ATD1207	 ATD1209	 ATD1211	 ATDF1214	 ATDF1217	 ATDFD1221	 ATDFD1225
1418	1362	 ATD1406	 ATD1407	 ATD1409	 ATD1411	 ATDF1414	 ATDF1417	 ATDFD1421	 ATDFD1425
1590	1534	 ATD1506	 ATD1507	 ATD1509	 ATD1511	 ATDF1514	 ATDF1517	 ATDFD1521	 ATDFD1525
1856	1800	 ATD1806	 ATD1807	 ATD1809	 ATD1811	 ATDF1814	 ATDF1817	 ATDFD1821	 ATDFD1825
2098	2042	 ATD2006	 ATD2007	 ATD2009	 ATD2011	 ATDF2014	 ATDF2017	 ATDFD2021	 ATDFD2025
2098	2042	 ATD2006T	 ATD2007T	 ATD2009T	 ATD2011T	 ATDF2014T	 ATDF2017T	 ATDFD2021T	 ATDFD2025T

All windows and doors are designed to 700pa velocity and 150pa water rating. For higher ratings consult Trend® Windows & Doors

Please note that drawings are not to scale

Trend® Standard Double Hung | ATD | Mk-4 | 1 Jul 2009

Confidentiality Notice: This document and the information it contains are copyright and confidential to Trend® Windows & Doors Pty Limited. Disclosure, use and copying in any form whatsoever, except as authorised by Trend® Windows & Doors in writing, are strictly prohibited. Patents and Design Registrations pending.

Ordering Details - NSW/ACT/VIC/SA

Trend® Standard Double Hung

All windows are illustrated as viewed from outside. Codes shown are for plain windows.

Manufactured from 64mm aluminium extrusion. The first two numbers of code indicate approximate height, the last two numbers indicate approximate width.

Sash Style Options:

Standard option, eg window code ATD0906

Bar Options:

CL indicates Colonial Bar, eg window code ATD0906CL
FED indicates Federation Bar, eg window code ATD0906FED

Configuration Options:

DF indicates Double Hung/Fixed
FD indicates Fixed/Double Hung
DD indicates Double Hung/Double Hung
DFD indicates Double Hung/Fixed/Double Hung
DDD indicates Double Hung/Double Hung/Double Hung
F indicates Fixed
T after the size indicates a Transom

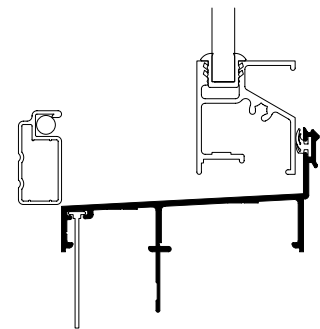
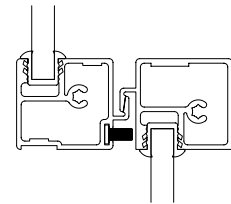
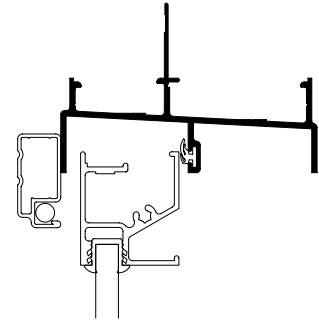
General:

Black hardware is supplied as standard

Features & Benefits - QLD

Trend® Standard Double Hung

- 1 **Energy Efficiency Options**
Trend® Thermashield® in various glazing styles are available to help reduce energy consumption. Trend® Thermashield® means greater control, bigger savings and most importantly one less thing to worry about. Energy efficient options to u-value of 3.6 and SHGC 0.33 are available for Trend® Double Hung window.
- 2 **Acoustic Options**
SoundMizer® acoustic solutions in various STC ratings, are available to STC 31 for Trend® Double Hung window. SoundMizer® acoustic solutions can reduce aircraft, highway traffic, railway and other annoying noise problems. For information or technical details contact Trend®.
- 3 **Key locks**
All Trend® Wide Style Double Hung Windows are available with optional key lock that can be keyed to match other Trend® aluminium windows. Vent locks are available for Trend® Double Hung Windows.
- 4 **Complementary Accessories**
 - 180° non-load bearing couplers, two types for added mullion strength when required.
 - 135° & 90° non-load-bearing corner couplers to suit bay and kitchen windows.
 - 66mm and 100mm aluminium architraves for replacement window installations.
 - Adjustable aluminium storm mould.
 - Extruded aluminium 180° and 90° mullion covers to hide load-bearing posts.
- 5 **Interlocking Meeting Rails**
The interlocking meeting rails on the sashes combine together when closed to improve the overall weather performance strength. The sashes by-pass to facilitate easy internal glass cleaning.
6. **Weather Sealed for Full Protection**
All sashes are fitted with weatherpile seals to keep the dust and water where they belong, on the outside.
- 7 **Options**
Colonial Bar and Federation Bar Layouts are available. Easy to fit flyscreens. Wide range of powdercoat finishes.



Please note that drawings are not to scale

Trend® Standard Double Hung | ATD | Mk-4 | 1 Jul 2009

Confidentiality Notice: This document and the information it contains are copyright and confidential to Trend® Windows & Doors Pty Limited. Disclosure, use and copying in any form whatsoever, except as authorised by Trend® Windows & Doors in writing, are strictly prohibited. Patents and Design Registrations pending.

Size Range - QLD

Trend® Standard Double Hung

STUD OPENING WINDOW	660	960	1260	1560	1860	2160	2460	2760
	610	910	1210	1510	1810	2110	2410	2710
955	QD0906/1	QD0909/1	QD0912/2	QD0915/2	QD0918/2	QD0921/2	QD0924/2	QD0927/2
1055	QD1006/1	QD1009/1	QD1012/2	QD1015/2	QD1018/2	QD1021/2	QD1024/2	QD1027/2
1255	QD1206/1	QD1209/1	QD1212/2	QD1215/2	QD1218/2	QD1221/2	QD1224/2	QD1227/2
1420	QD1406/1	QD1409/1	QD1412/2	QD1415/2	QD1418/2	QD1421/2	QD1424/2	QD1427/2
1555	QD1506/1	QD1509/1	QD1512/2	QD1515/2	QD1518/2	QD1521/2	QD1524/2	QD1527/2
1855	QD1806/1	QD1809/1	QD1812/2	QD1815/2	QD1818/2	QD1821/2	QD1824/2	QD1827/2
2135	QD2106/1	QD2109/1	QD2112/2	QD2115/2	QD2118/2	QD2121/2	QD2124/2	QD2127/2
2100	QD2106X/1	QD2109X/1	QD2112X/2	QD2115X/2	QD2118X/2	QD2121X/2	QD2124X/2	QD2127X/2

All windows and doors are designed to 700pa velocity and 150pa water rating. For higher ratings consult Trend® Windows & Doors

Please note that drawings are not to scale

Trend® Standard Double Hung | ATD | Mk-4 | 1 Jul 2009

Confidentiality Notice: This document and the information it contains are copyright and confidential to Trend® Windows & Doors Pty Limited. Disclosure, use and copying in any form whatsoever, except as authorised by Trend® Windows & Doors in writing, are strictly prohibited. Patents and Design Registrations pending.

Ordering Details - QLD

Trend® Standard Double Hung

All windows are illustrated as viewed from outside. Codes shown are for plain windows.

Manufactured from 64mm aluminium extrusion. The first two numbers of code indicate approximate height, the last two numbers indicate approximate width.

Sash Style Options:

Standard option is window code QD0906

Bar Options:

CL indicates Colonial Bar, eg window code QD0906CL
 FED indicates Federation Bar, eg window code QD0906FED

Configuration Options:

/1 indicates one pair of sashes
 /2 indicates two pair of sashes
 /3 indicated three pair of sashes

X after the size indicates a Transom
 F indicates Fixed

General:

Black hardware is supplied as standard

Note:

No sill reveal to 2100 high windows

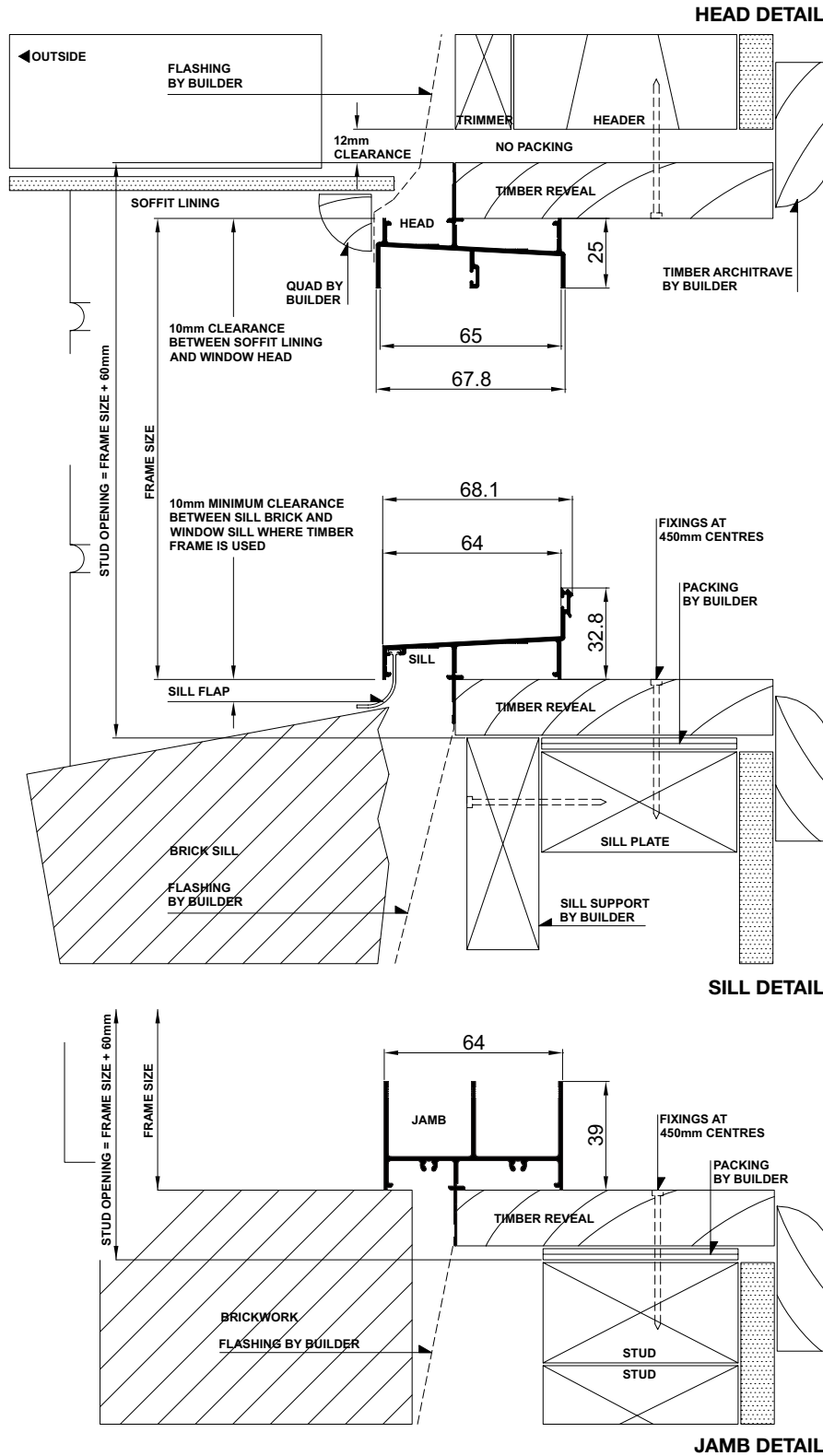
Please note that drawings are not to scale

Trend® Standard Double Hung | ATD | Mk-4 | 1 Jul 2009

Confidentiality Notice: This document and the information it contains are copyright and confidential to Trend® Windows & Doors Pty Limited. Disclosure, use and copying in any form whatsoever, except as authorised by Trend® Windows & Doors in writing, are strictly prohibited. Patents and Design Registrations pending.

Installation

Trend[®] Standard Double Hung | Building In Detail | **Brick Veneer - 230mm wall**



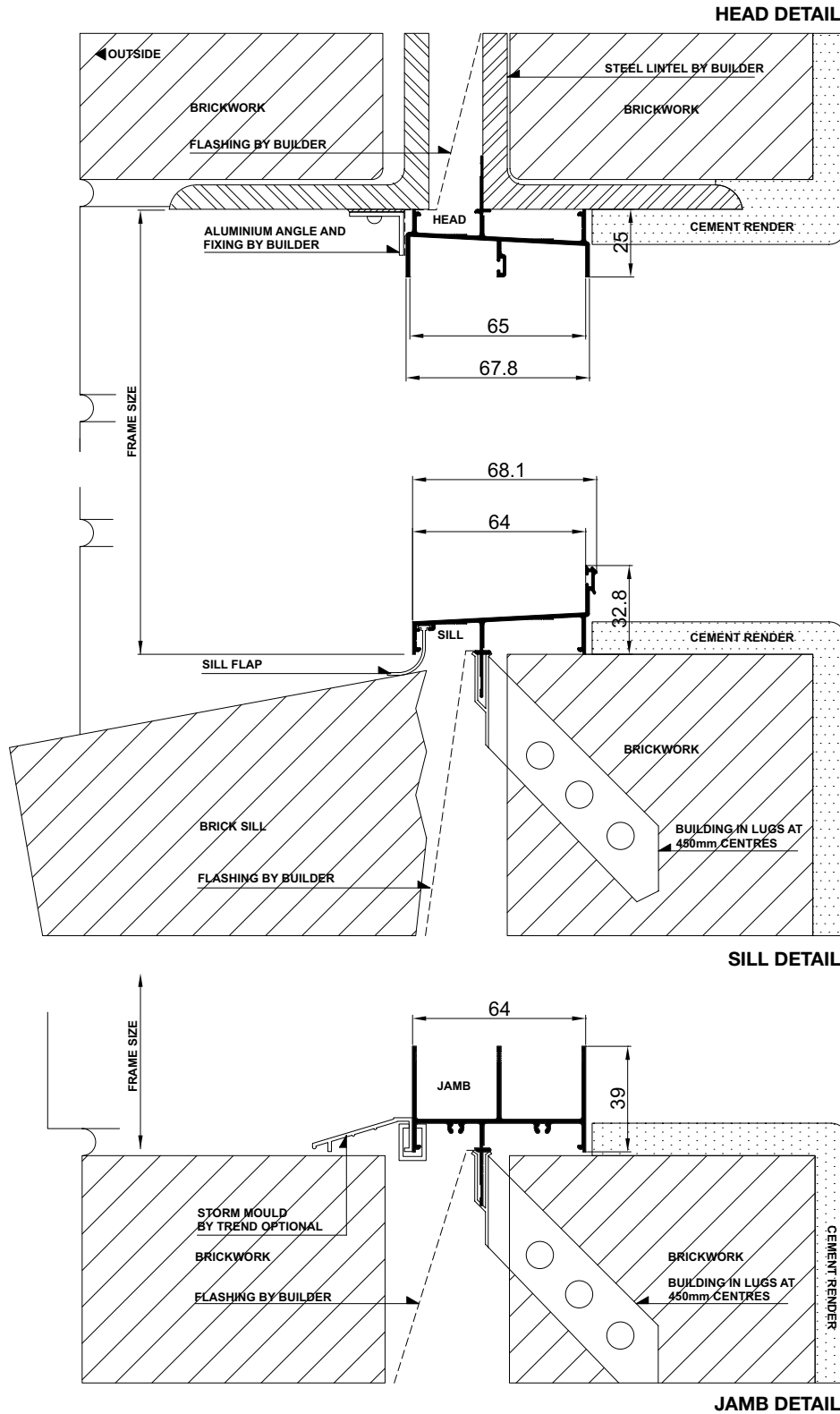
Please note that drawings are not to scale

Trend[®] Standard Double Hung | ATD | Mk-4 | 1 Jul 2009

Confidentiality Notice: This document and the information it contains are copyright and confidential to Trend[®] Windows & Doors Pty Limited. Disclosure, use and copying in any form whatsoever, except as authorised by Trend[®] Windows & Doors in writing, are strictly prohibited. Patents and Design Registrations pending.

Installation

Trend[®] Standard Double Hung | Building In Detail | **Double Brick - 280mm wall**



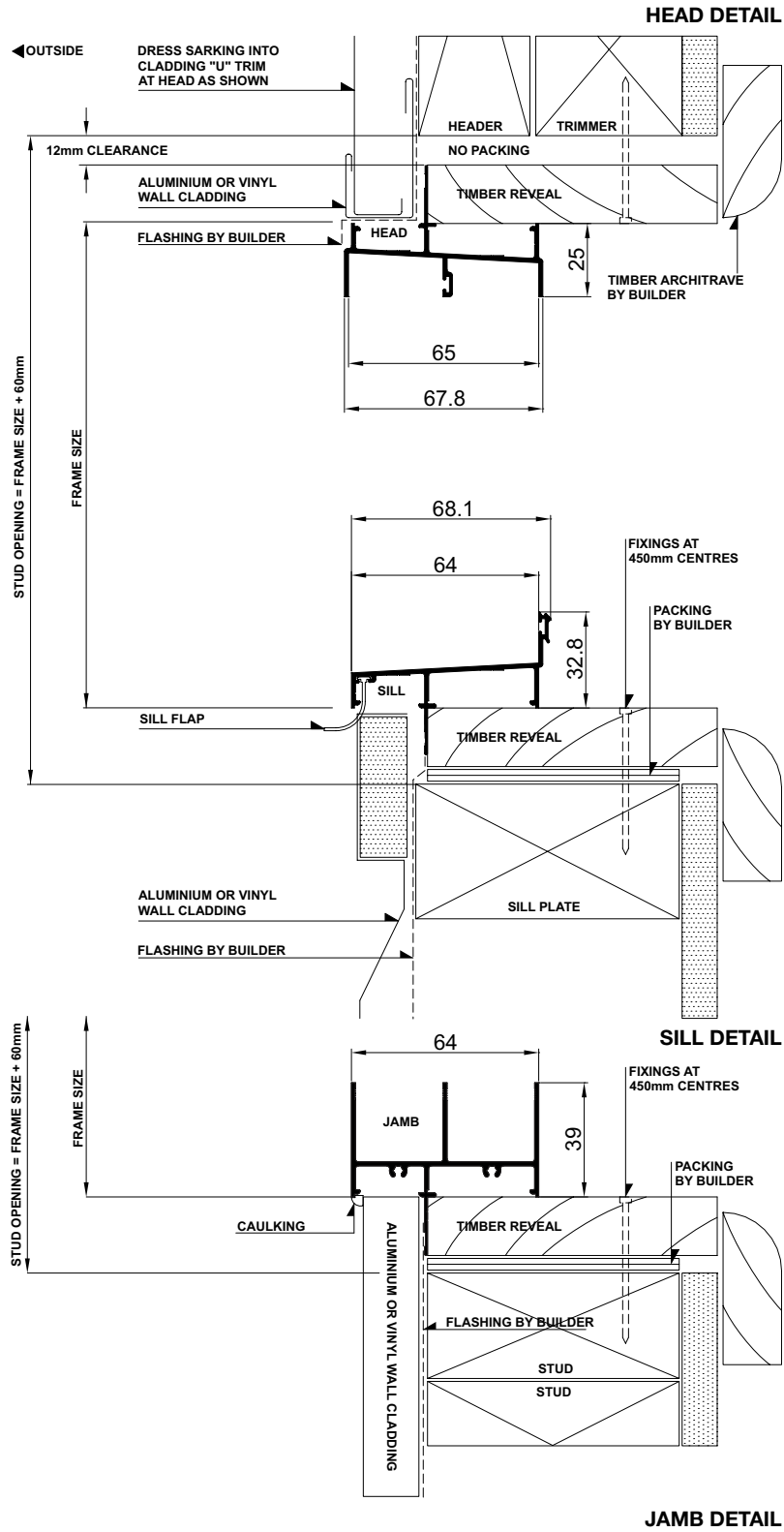
Please note that drawings are not to scale

Trend[®] Standard Double Hung | ATD | Mk-4 | 1 Jul 2009

Confidentiality Notice: This document and the information it contains are copyright and confidential to Trend[®] Windows & Doors Pty Limited. Disclosure, use and copying in any form whatsoever, except as authorised by Trend[®] Windows & Doors in writing, are strictly prohibited. Patents and Design Registrations pending.

Installation

Trend® Standard Double Hung | Building In Detail | Aluminium Cladding on Studs



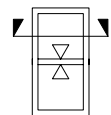
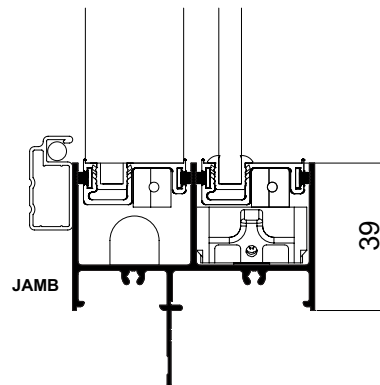
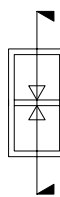
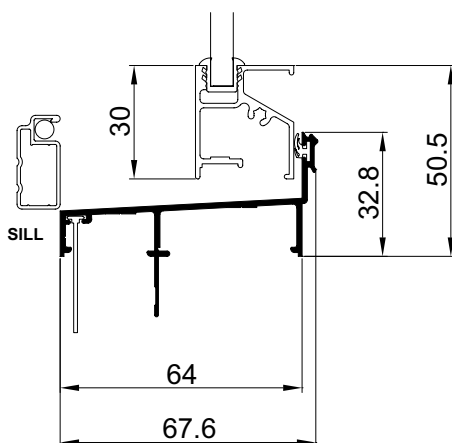
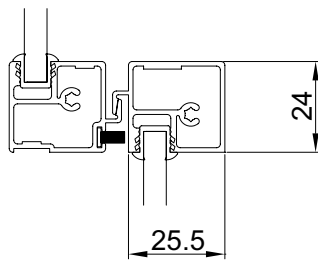
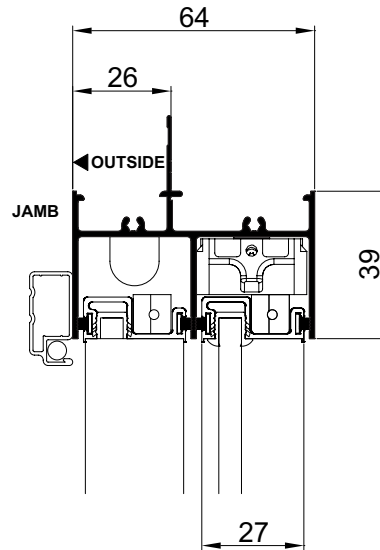
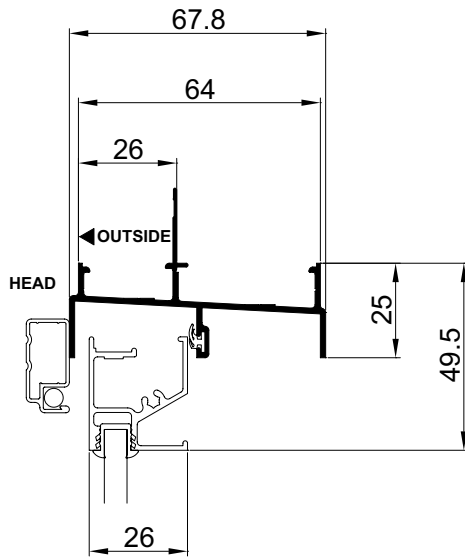
Please note that drawings are not to scale

Trend® Standard Double Hung | ATD | Mk-4 | 1 Jul 2009

Confidentiality Notice: This document and the information it contains are copyright and confidential to Trend® Windows & Doors Pty Limited. Disclosure, use and copying in any form whatsoever, except as authorised by Trend® Windows & Doors in writing, are strictly prohibited. Patents and Design Registrations pending.

Cross Sectional Views

Trend[®] Standard Double Hung | **Single Lite**



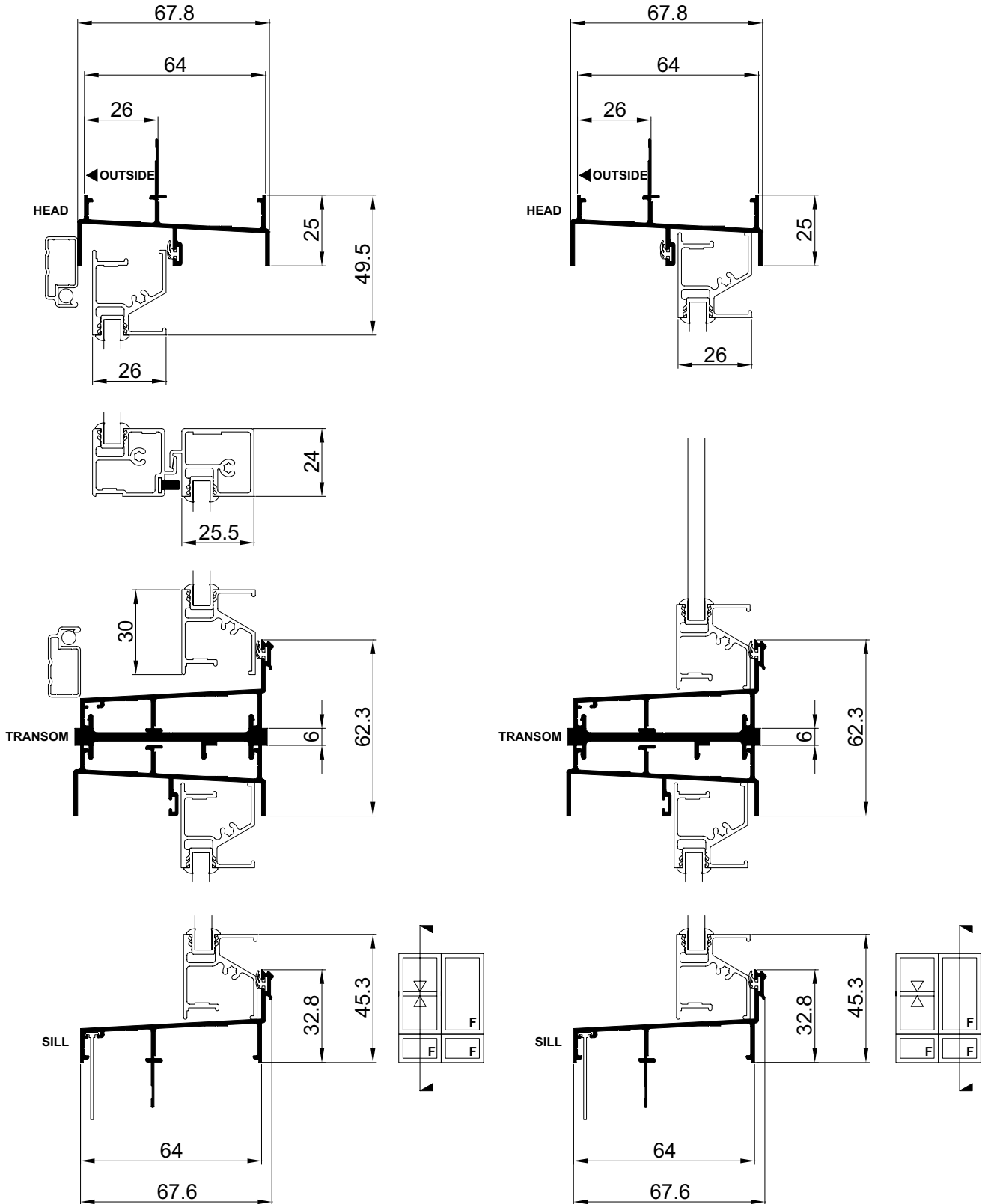
Please note that drawings are not to scale

Trend[®] Standard Double Hung | ATD | Mk-4 | 1 Jul 2009

Confidentiality Notice: This document and the information it contains are copyright and confidential to Trend[®] Windows & Doors Pty Limited. Disclosure, use and copying in any form whatsoever, except as authorised by Trend[®] Windows & Doors in writing, are strictly prohibited. Patents and Design Registrations pending.

Cross Sectional Views

Trend® Standard Double Hung | **Two Lite with Lowlite**



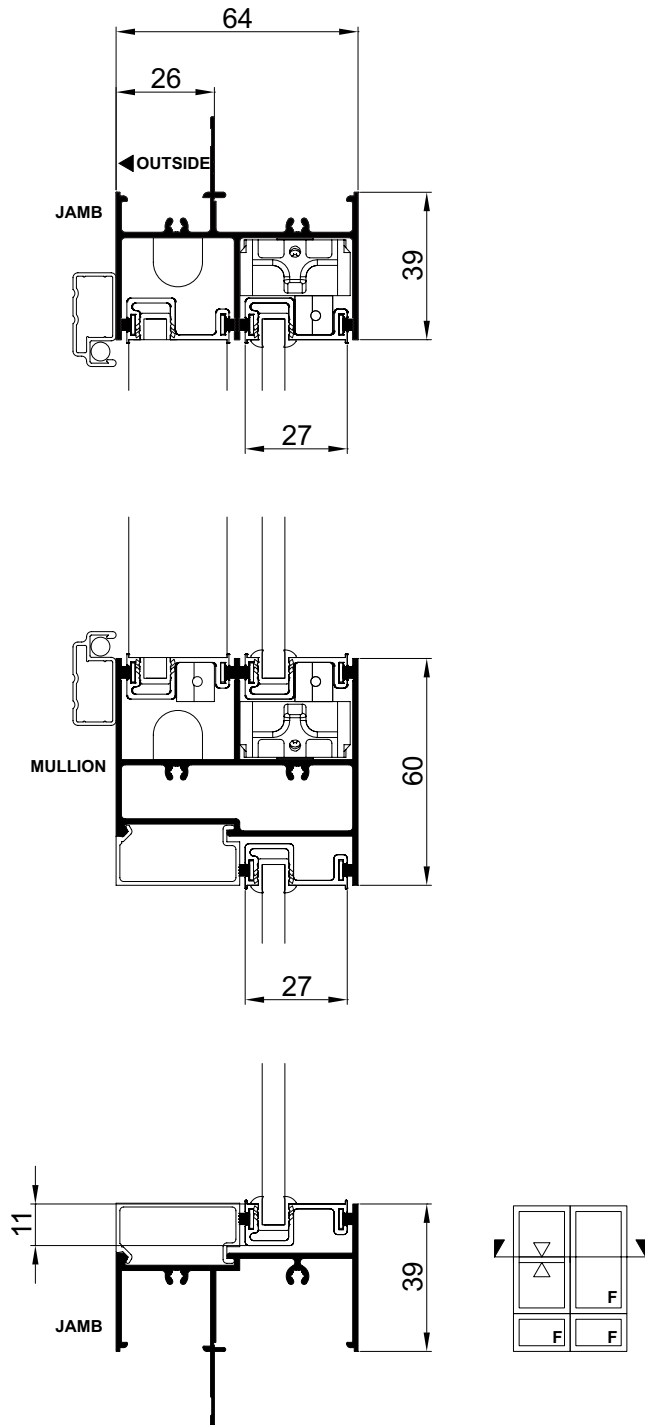
Please note that drawings are not to scale

Trend® Standard Double Hung | ATD | Mk-4 | 1 Jul 2009

Confidentiality Notice: This document and the information it contains are copyright and confidential to Trend® Windows & Doors Pty Limited. Disclosure, use and copying in any form whatsoever, except as authorised by Trend® Windows & Doors in writing, are strictly prohibited. Patents and Design Registrations pending.

Cross Sectional Views

Trend® Standard Double Hung | **Two Lite with Lowlite**



Please note that drawings are not to scale

Trend® Standard Double Hung | ATD | Mk-4 | 1 Jul 2009

Confidentiality Notice: This document and the information it contains are copyright and confidential to Trend® Windows & Doors Pty Limited. Disclosure, use and copying in any form whatsoever, except as authorised by Trend® Windows & Doors in writing, are strictly prohibited. Patents and Design Registrations pending.