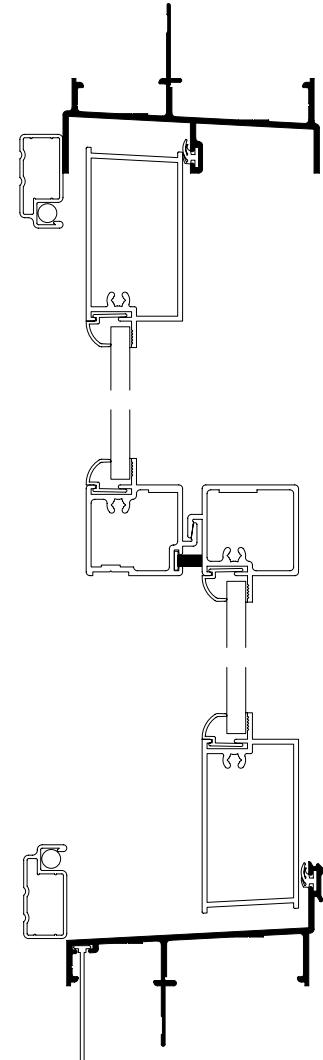


Features & Benefits - QLD

Trend® Widestyle Double Hung

- 1 **Energy Efficiency Options**
Trend® Thermashield® in various glazing styles are available to help reduce energy consumption. Trend® Thermashield® means greater control, bigger savings and most importantly one less thing to worry about. Energy efficient options to u-value of 3.6 and SHGC 0.33 are available for Trend® Double Hung window.
- 2 **Acoustic Options**
SoundMizer® acoustic solutions in various STC ratings, are available to STC 31 for Trend® Double Hung window. SoundMizer® acoustic solutions can reduce aircraft, highway traffic, railway and other annoying noise problems. For information or technical details contact Trend®.
- 3 **Key locks**
All Trend® Wide Style Double Hung Windows are available with optional key lock that can be keyed to match other Trend® aluminium windows. Vent locks are available for Trend® Double Hung Windows.
- 4 **Complementary Accessories**
 - 180° non-load bearing couplers, two types for added mullion strength when required.
 - 135° & 90° non-load-bearing corner couplers to suit bay and kitchen windows.
 - 66mm and 100mm aluminium architraves for replacement window installations.
 - Adjustable aluminium storm mould.
 - Extruded aluminium 180° and 90° mullion covers to hide load-bearing posts.
- 5 **Interlocking Meeting Rails**
The interlocking meeting rails on the sashes combine together when closed to improve the overall weather performance strength. The sashes by-pass to facilitate easy internal glass cleaning.
6. **Weather Sealed for Full Protection**
All sashes are fitted with weatherpile seals to keep the dust and water where they belong, on the outside.
- 7 **Options**
Colonial Bar and Federation Bar Layouts are available. Easy to fit flyscreens. Wide range of powdercoat finishes.



































































Please note that drawings are not to scale

Trend® Widestyle Double Hung | AWD | Mk-4 | 1 Jul 2009

Confidentiality Notice: This document and the information it contains are copyright and confidential to Trend® Windows & Doors Pty Limited. Disclosure, use and copying in any form whatsoever, except as authorised by Trend® Windows & Doors in writing, are strictly prohibited. Patents and Design Registrations pending.

Size Range - QLD

Trend® Widestyle Double Hung

WINDOW STUD OPENING	660	960	1260	1560	1860	2160	2460	2760
	610	910	1210	1510	1810	2110	2410	2710
955	 QWD0906/1	 QWD0909/1	 QWD0912/2	 QWD0915/2	 QWD0918/2	 QWD0921/2	 QWD0924/2	 QWD0927/2
1055	 QWD1006/1	 QWD1009/1	 QWD1012/2	 QWD1015/2	 QWD1018/2	 QWD1021/2	 QWD1024/2	 QWD1027/2
1255	 QWD1206/1	 QWD1209/1	 QWD1212/2	 QWD1215/2	 QWD1218/2	 QWD1221/2	 QWD1224/2	 QWD1227/2
1420	 QWD1406/1	 QWD1409/1	 QWD1412/2	 QWD1415/2	 QWD1418/2	 QWD1421/2	 QWD1424/2	 QWD1427/2
1555	 QWD1506/1	 QWD1509/1	 QWD1512/2	 QWD1515/2	 QWD1518/2	 QWD1521/2	 QWD1524/2	 QWD1527/2
1855	 QWD1806/1	 QWD1809/1	 QWD1812/2	 QWD1815/2	 QWD1818/2	 QWD1821/2	 QWD1824/2	 QWD1827/2
2135	 QWD2106/1	 QWD2109/1	 QWD2112/2	 QWD2115/2	 QWD2118/2	 QWD2121/2	 QWD2124/2	 QWD2127/2
2135 2100	 QWD2106X/1	 QWD2109X/1	 QWD2112X/2	 QWD2115X/2	 QWD2118X/2	 QWD2121X/2	 QWD2124X/2	 QWD2127X/2

All windows and doors are designed to 700pa velocity and 150pa water rating. For higher ratings consult Trend® Windows & Doors

Please note that drawings are not to scale

Trend® Widestyle Double Hung | AWD | Mk-4 | 1 Jul 2009

Confidentiality Notice: This document and the information it contains are copyright and confidential to Trend® Windows & Doors Pty Limited. Disclosure, use and copying in any form whatsoever, except as authorised by Trend® Windows & Doors in writing, are strictly prohibited. Patents and Design Registrations pending.

Ordering Details - QLD

Trend® Widestyle Double Hung

All windows are illustrated as viewed from outside. Codes shown are for plain windows

Manufactured from 64mm aluminium extrusion.

The first two numbers of code indicate approximate height, the last two numbers indicate approximate width.

Sash Style Options:

Standard option is window code QWD0906/1

O indicates Ovolo D/Hung sash with Ovolo Glazing Bar, eg window code QOWD0906/1CL

T indicates Thermashield® double glazed sash style, eg window code QTWD0906/1

** Double Glazing not available with ovolo bar.*

Bar Options:

CL indicates Colonial Bar, eg window code QWD0906/1CL

FED indicates Federation Bar, eg window code QWD0906/1FED

Configuration Options:

/1 indicates one pair of sashes

/2 indicates two pair of sashes

/3 indicated three pair of sashes

X after the size indicates a Transom

General:

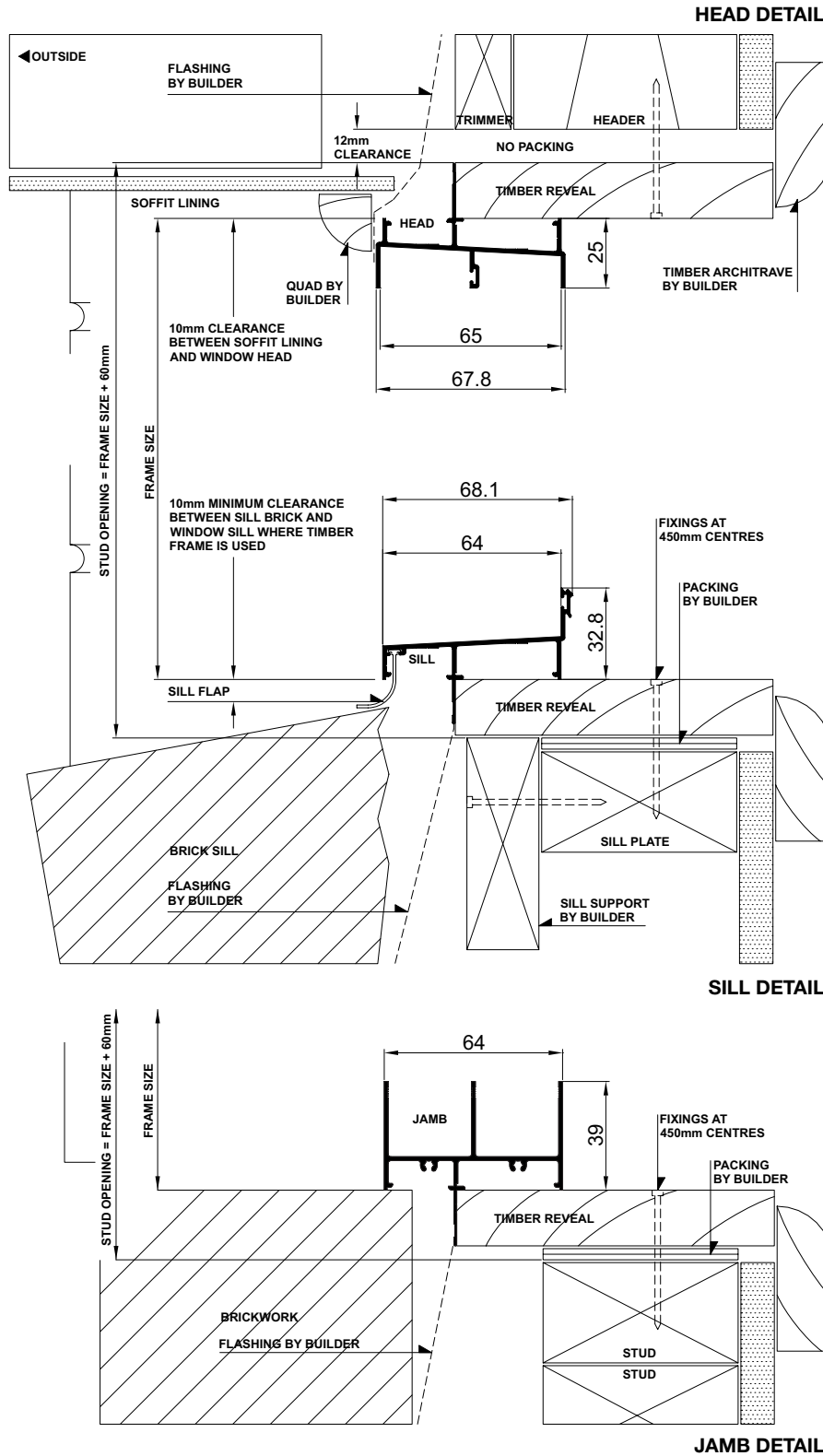
Black hardware is supplied as standard

Note:

No sill reveal to 2100 high windows

Installation

Trend® Widestyle Double Hung | Building In Detail | **Brick Veneer - 230mm wall**



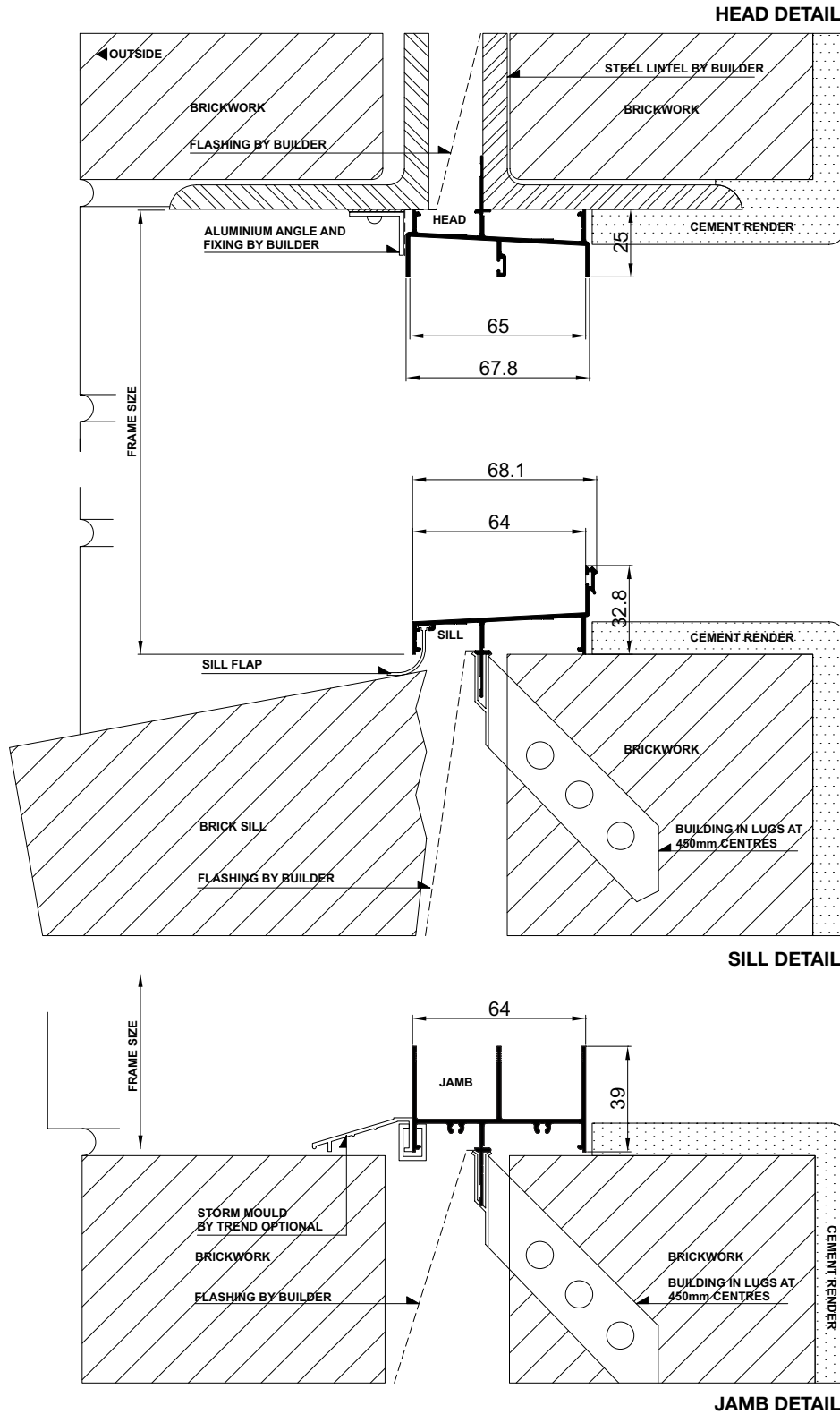
Please note that drawings are not to scale

Trend® Widestyle Double Hung | AWD | Mk-4 | 1 Jul 2009

Confidentiality Notice: This document and the information it contains are copyright and confidential to Trend® Windows & Doors Pty Limited. Disclosure, use and copying in any form whatsoever, except as authorised by Trend® Windows & Doors in writing, are strictly prohibited. Patents and Design Registrations pending.

Installation

Trend[®] Widestyle Double Hung | Building In Detail | **Double Brick - 280mm wall**



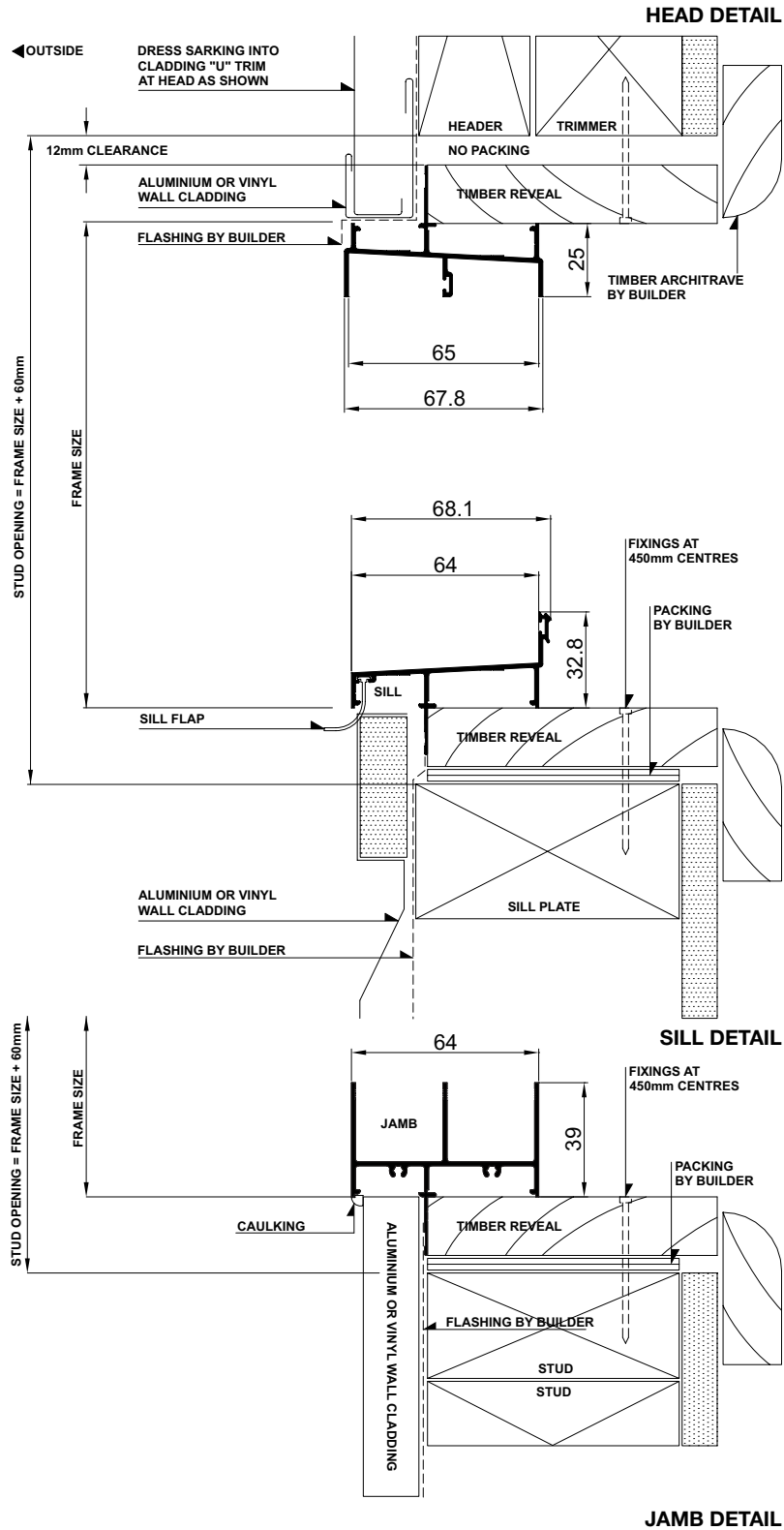
Please note that drawings are not to scale

Trend[®] Widestyle Double Hung | AWD | Mk-4 | 1 Jul 2009

Confidentiality Notice: This document and the information it contains are copyright and confidential to Trend[®] Windows & Doors Pty Limited. Disclosure, use and copying in any form whatsoever, except as authorised by Trend[®] Windows & Doors in writing, are strictly prohibited. Patents and Design Registrations pending.

Installation

Trend® Widestyle Double Hung | Building In Detail | Aluminium Cladding on Studs



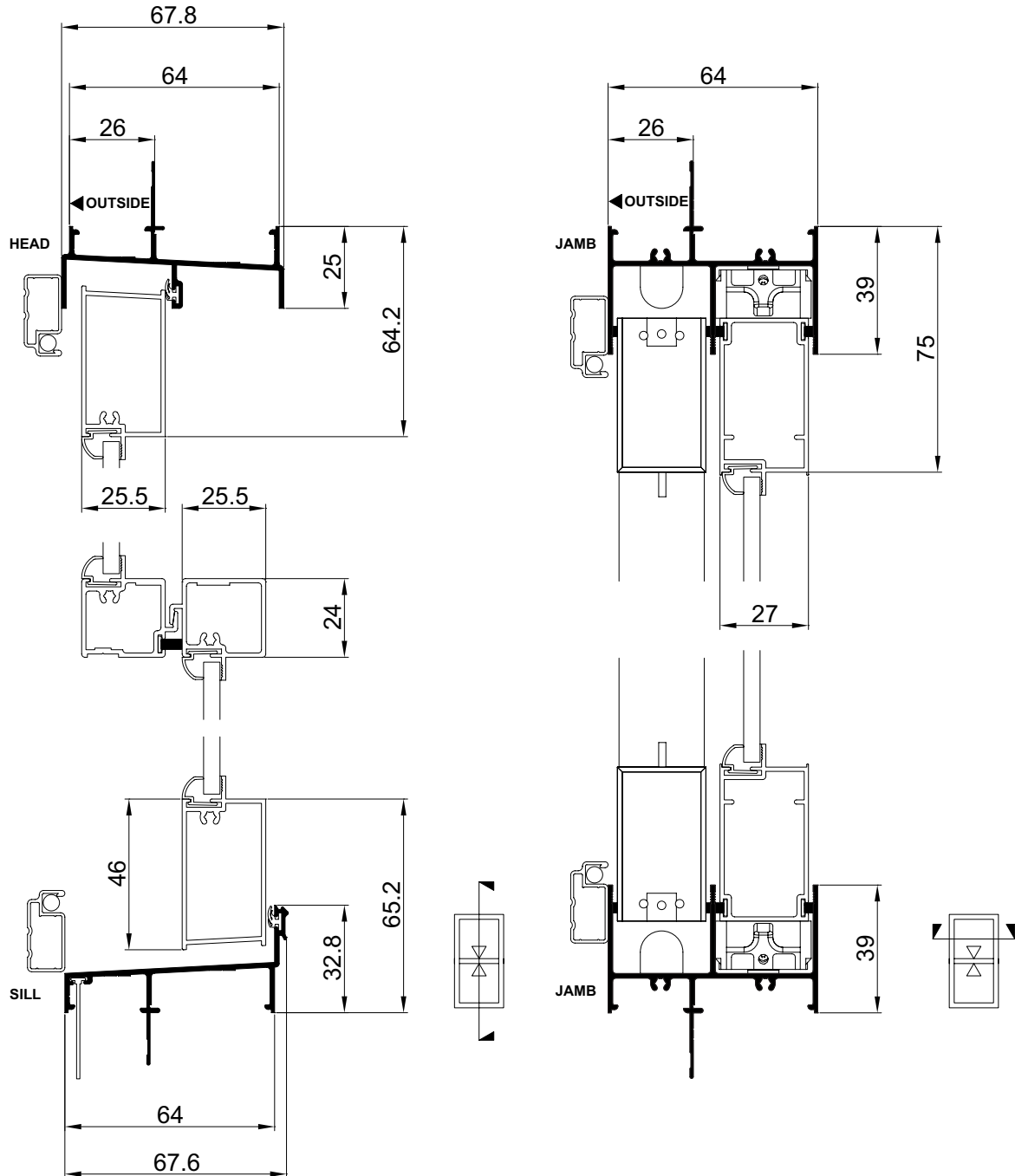
Please note that drawings are not to scale

Trend® Widestyle Double Hung | AWD | Mk-4 | 1 Jul 2009

Confidentiality Notice: This document and the information it contains are copyright and confidential to Trend® Windows & Doors Pty Limited. Disclosure, use and copying in any form whatsoever, except as authorised by Trend® Windows & Doors in writing, are strictly prohibited. Patents and Design Registrations pending.

Cross Sectional Views

Trend® Widestyle Double Hung | **Single Lite**



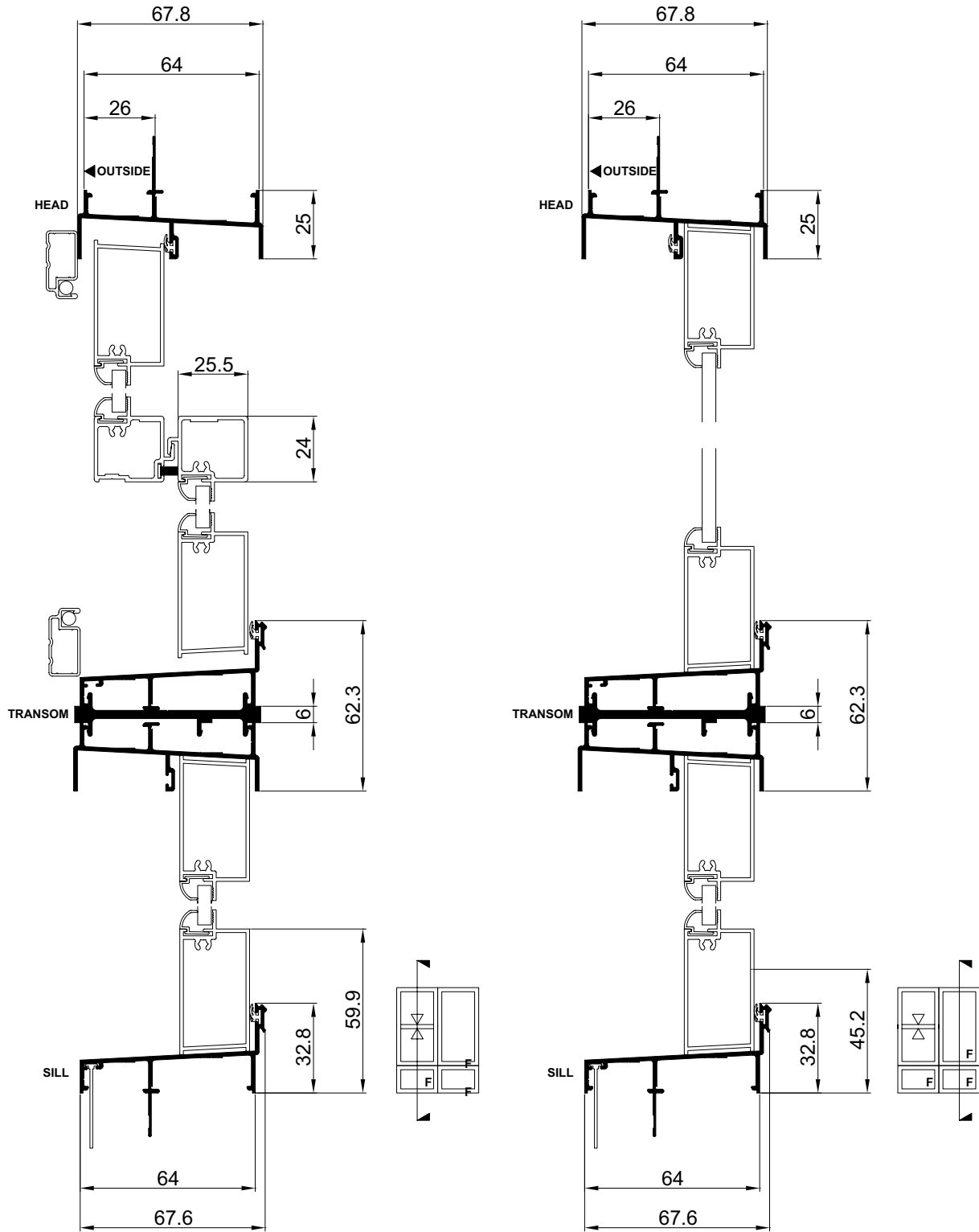
Please note that drawings are not to scale

Trend® Widestyle Double Hung | AWD | Mk-4 | 1 Jul 2009

Confidentiality Notice: This document and the information it contains are copyright and confidential to Trend® Windows & Doors Pty Limited. Disclosure, use and copying in any form whatsoever, except as authorised by Trend® Windows & Doors in writing, are strictly prohibited. Patents and Design Registrations pending.

Cross Sectional Views

Trend® Widestyle Double Hung | **Two Lite with Lowlite**



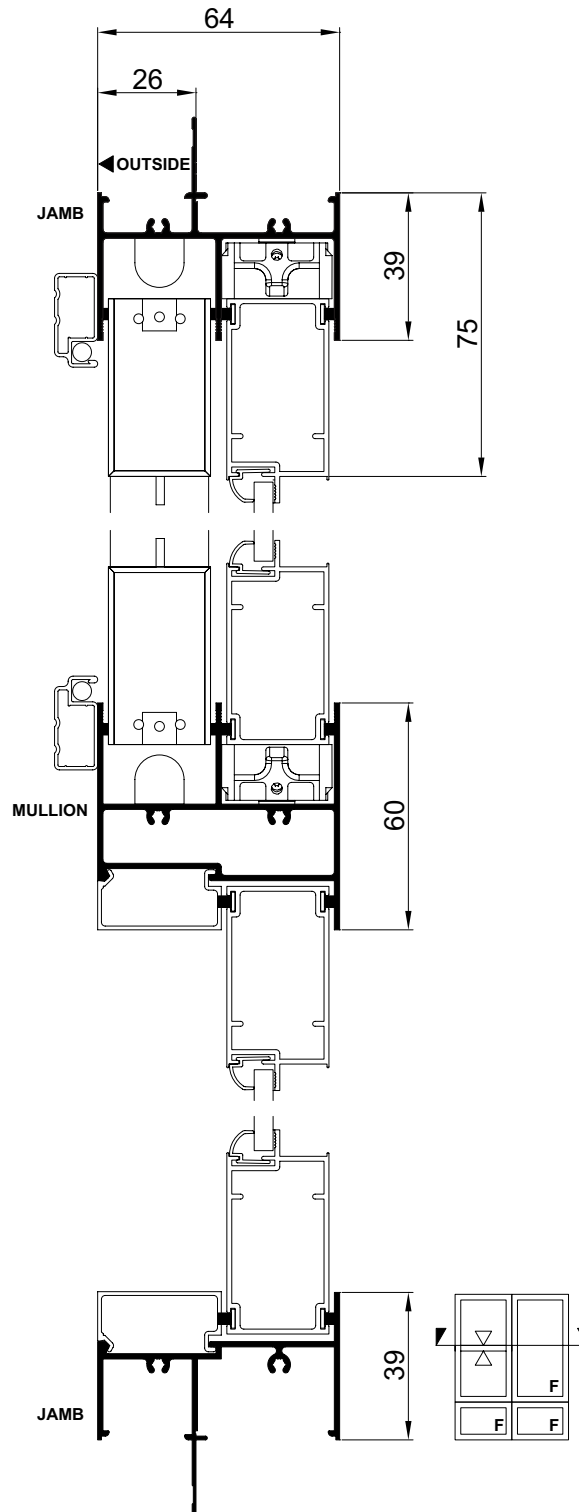
Please note that drawings are not to scale

Trend® Widestyle Double Hung | AWD | Mk-4 | 1 Jul 2009

Confidentiality Notice: This document and the information it contains are copyright and confidential to Trend® Windows & Doors Pty Limited. Disclosure, use and copying in any form whatsoever, except as authorised by Trend® Windows & Doors in writing, are strictly prohibited. Patents and Design Registrations pending.

Cross Sectional Views

Trend® Widestyle Double Hung | **Two Lite with Lowlite**



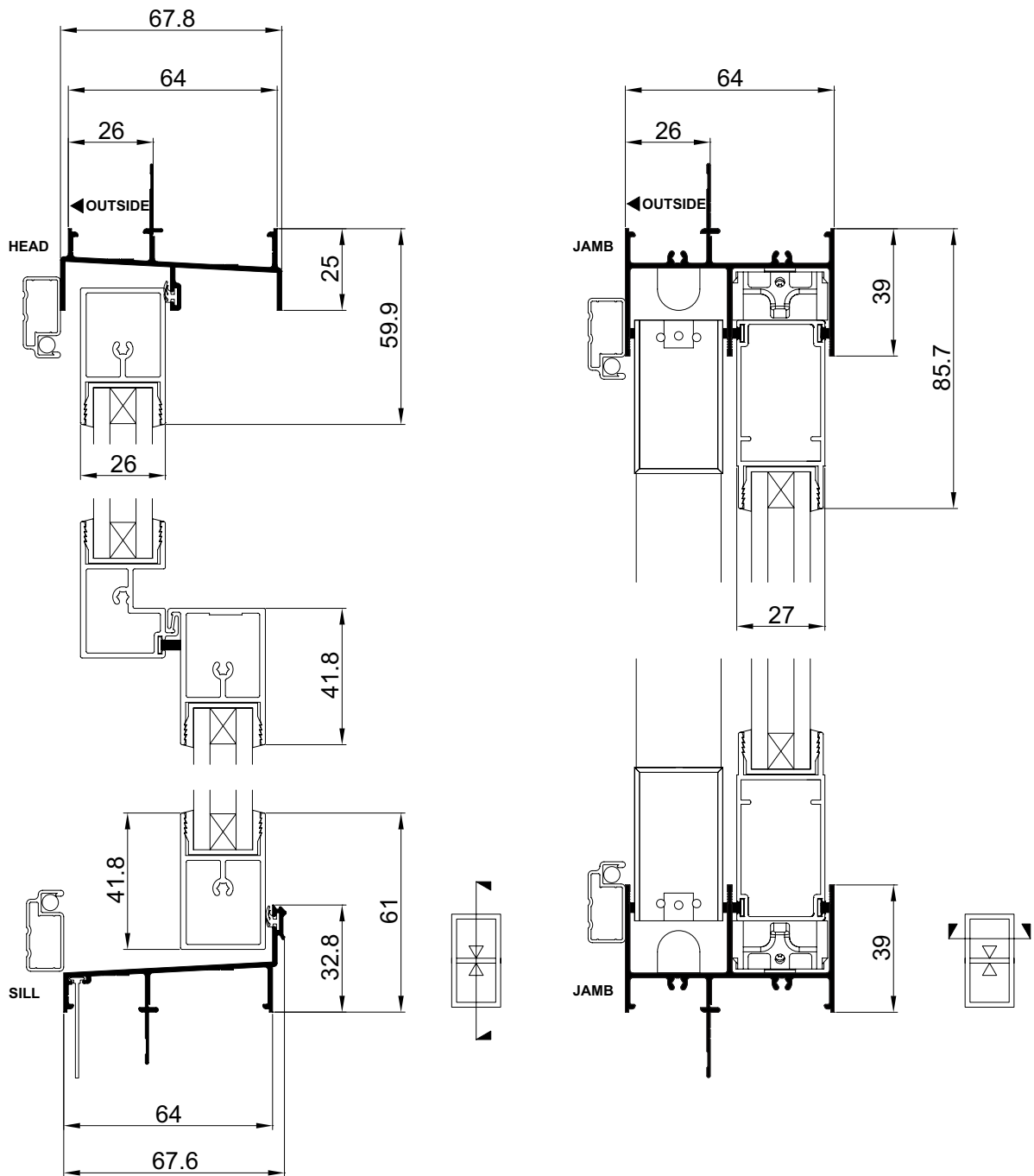
Please note that drawings are not to scale

Trend® Widestyle Double Hung | AWD | Mk-4 | 1 Jul 2009

Confidentiality Notice: This document and the information it contains are copyright and confidential to Trend® Windows & Doors Pty Limited. Disclosure, use and copying in any form whatsoever, except as authorised by Trend® Windows & Doors in writing, are strictly prohibited. Patents and Design Registrations pending.

Cross Sectional Views

Trend® Widestyle Double Hung | **Double Glazed**



Please note that drawings are not to scale

Trend® Widestyle Double Hung | AWD | Mk-4 | 1 Jul 2009

Confidentiality Notice: This document and the information it contains are copyright and confidential to Trend® Windows & Doors Pty Limited. Disclosure, use and copying in any form whatsoever, except as authorised by Trend® Windows & Doors in writing, are strictly prohibited. Patents and Design Registrations pending.