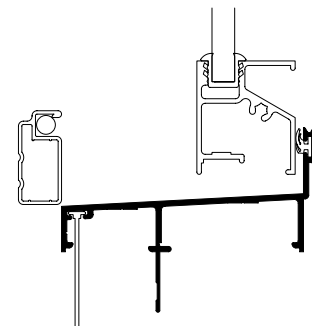
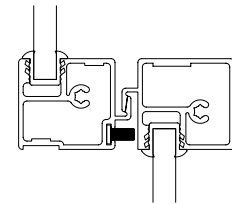
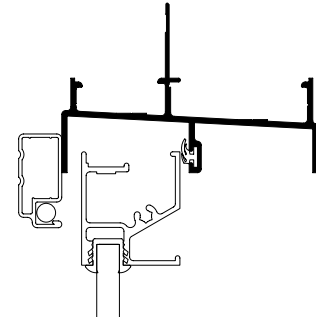


## Features & Benefits - QLD

### Trend® Standard Double Hung

- 1 **Energy Efficiency Options**  
Trend® Thermashield® in various glazing styles are available to help reduce energy consumption. Trend® Thermashield® means greater control, bigger savings and most importantly one less thing to worry about. Energy efficient options to u-value of 3.6 and SHGC 0.33 are available for Trend® Double Hung window.
- 2 **Acoustic Options**  
SoundMizer® acoustic solutions in various STC ratings, are available to STC 31 for Trend® Double Hung window. SoundMizer® acoustic solutions can reduce aircraft, highway traffic, railway and other annoying noise problems. For information or technical details contact Trend®.
- 3 **Key locks**  
All Trend® Wide Style Double Hung Windows are available with optional key lock that can be keyed to match other Trend® aluminium windows. Vent locks are available for Trend® Double Hung Windows.
- 4 **Complementary Accessories**
  - 180° non-load bearing couplers, two types for added mullion strength when required.
  - 135° & 90° non-load-bearing corner couplers to suit bay and kitchen windows.
  - 66mm and 100mm aluminium architraves for replacement window installations.
  - Adjustable aluminium storm mould.
  - Extruded aluminium 180° and 90° mullion covers to hide load-bearing posts.
- 5 **Interlocking Meeting Rails**  
The interlocking meeting rails on the sashes combine together when closed to improve the overall weather performance strength. The sashes by-pass to facilitate easy internal glass cleaning.
6. **Weather Sealed for Full Protection**  
All sashes are fitted with weatherpile seals to keep the dust and water where they belong, on the outside.
- 7 **Options**  
Colonial Bar and Federation Bar Layouts are available. Easy to fit flyscreens. Wide range of powdercoat finishes.



Please note that drawings are not to scale

**Trend® Standard Double Hung | ATD | Mk-4 | 1 Jul 2009**

Confidentiality Notice: This document and the information it contains are copyright and confidential to Trend® Windows & Doors Pty Limited. Disclosure, use and copying in any form whatsoever, except as authorised by Trend® Windows & Doors in writing, are strictly prohibited. Patents and Design Registrations pending.

# Size Range - QLD

Trend® Standard Double Hung

STUD OPENING WINDOW	660	960	1260	1560	1860	2160	2460	2760
	610	910	1210	1510	1810	2110	2410	2710
955	QD0906/1	QD0909/1	QD0912/2	QD0915/2	QD0918/2	QD0921/2	QD0924/2	QD0927/2
1055	QD1006/1	QD1009/1	QD1012/2	QD1015/2	QD1018/2	QD1021/2	QD1024/2	QD1027/2
1255	QD1206/1	QD1209/1	QD1212/2	QD1215/2	QD1218/2	QD1221/2	QD1224/2	QD1227/2
1420	QD1406/1	QD1409/1	QD1412/2	QD1415/2	QD1418/2	QD1421/2	QD1424/2	QD1427/2
1555	QD1506/1	QD1509/1	QD1512/2	QD1515/2	QD1518/2	QD1521/2	QD1524/2	QD1527/2
1855	QD1806/1	QD1809/1	QD1812/2	QD1815/2	QD1818/2	QD1821/2	QD1824/2	QD1827/2
2135	QD2106/1	QD2109/1	QD2112/2	QD2115/2	QD2118/2	QD2121/2	QD2124/2	QD2127/2
2100	QD2106X/1	QD2109X/1	QD2112X/2	QD2115X/2	QD2118X/2	QD2121X/2	QD2124X/2	QD2127X/2

All windows and doors are designed to 700pa velocity and 150pa water rating. For higher ratings consult Trend® Windows & Doors

Please note that drawings are not to scale

Trend® Standard Double Hung | ATD | Mk-4 | 1 Jul 2009

Confidentiality Notice: This document and the information it contains are copyright and confidential to Trend® Windows & Doors Pty Limited. Disclosure, use and copying in any form whatsoever, except as authorised by Trend® Windows & Doors in writing, are strictly prohibited. Patents and Design Registrations pending.

# Ordering Details - QLD

Trend® Standard Double Hung

All windows are illustrated as viewed from outside. Codes shown are for plain windows.

Manufactured from 64mm aluminium extrusion. The first two numbers of code indicate approximate height, the last two numbers indicate approximate width.

**Sash Style Options:**

Standard option is window code QD0906

**Bar Options:**

CL indicates Colonial Bar, eg window code QD0906CL  
 FED indicates Federation Bar, eg window code QD0906FED

**Configuration Options:**

/1 indicates one pair of sashes  
 /2 indicates two pair of sashes  
 /3 indicated three pair of sashes

X after the size indicates a Transom  
 F indicates Fixed

**General:**

Black hardware is supplied as standard

**Note:**

No sill reveal to 2100 high windows

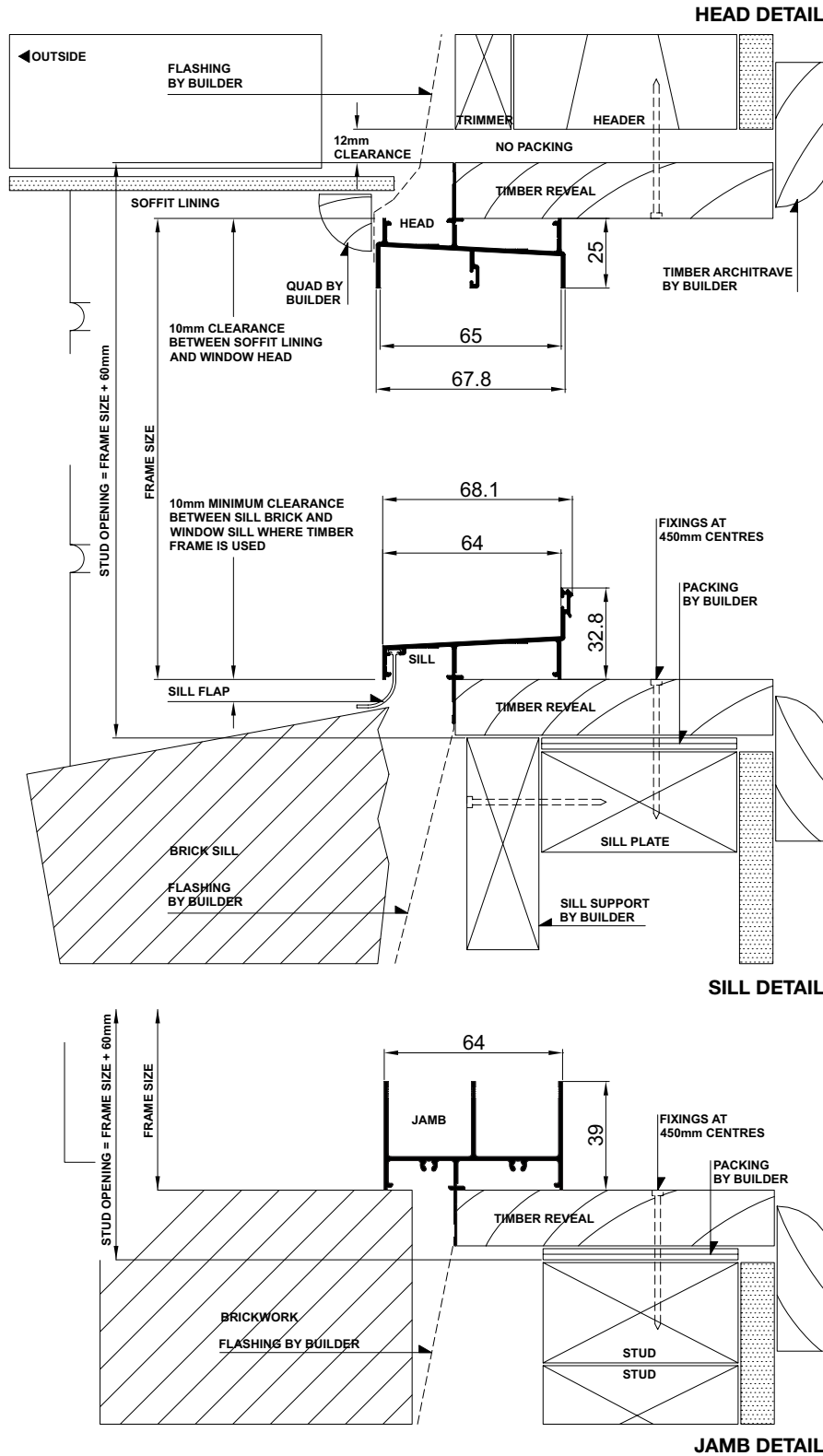
Please note that drawings are not to scale

**Trend® Standard Double Hung | ATD | Mk-4 | 1 Jul 2009**

Confidentiality Notice: This document and the information it contains are copyright and confidential to Trend® Windows & Doors Pty Limited. Disclosure, use and copying in any form whatsoever, except as authorised by Trend® Windows & Doors in writing, are strictly prohibited. Patents and Design Registrations pending.

# Installation

Trend® Standard Double Hung | Building In Detail | **Brick Veneer - 230mm wall**



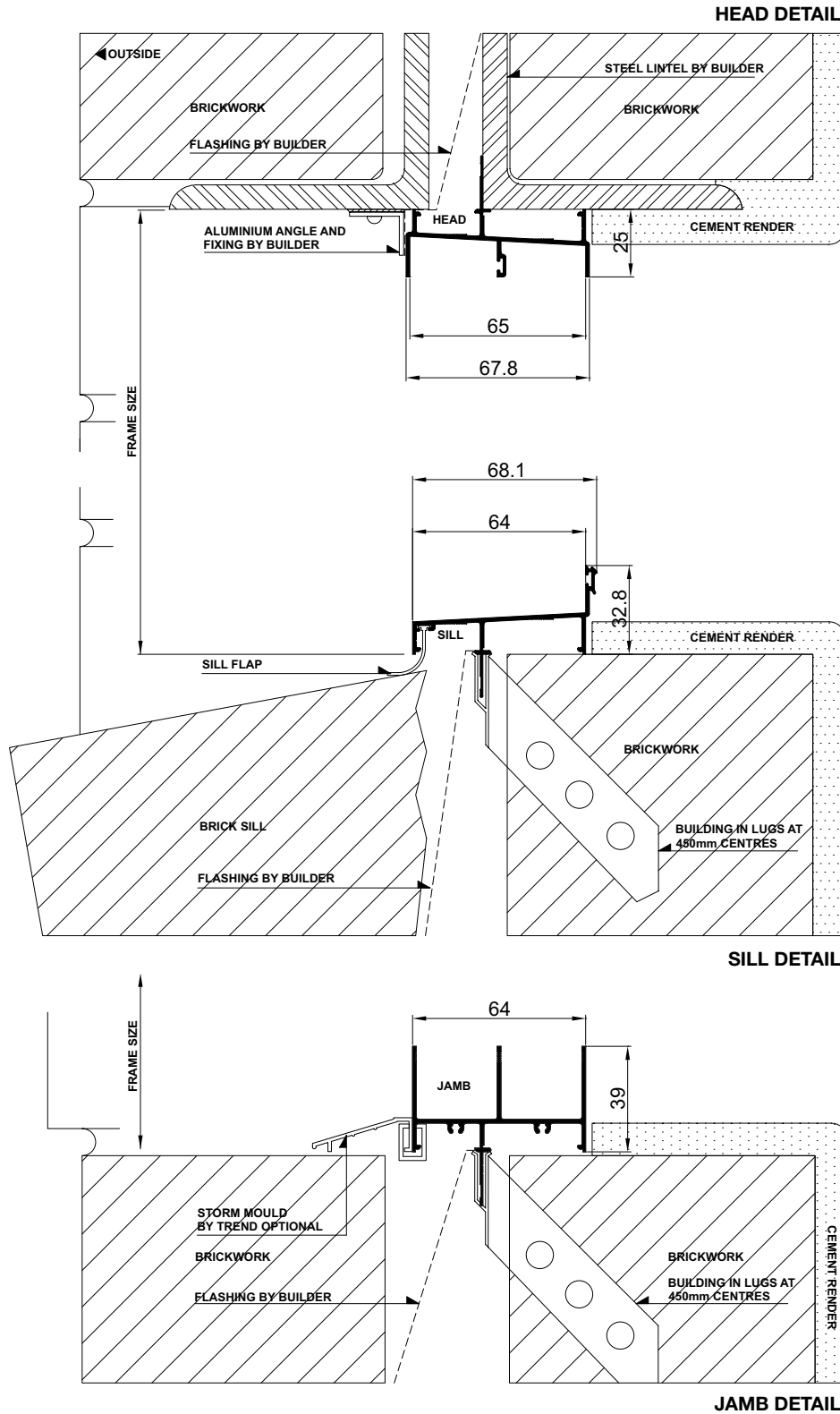
Please note that drawings are not to scale

Trend® Standard Double Hung | ATD | Mk-4 | 1 Jul 2009

Confidentiality Notice: This document and the information it contains are copyright and confidential to Trend® Windows & Doors Pty Limited. Disclosure, use and copying in any form whatsoever, except as authorised by Trend® Windows & Doors in writing, are strictly prohibited. Patents and Design Registrations pending.

# Installation

Trend<sup>®</sup> Standard Double Hung | Building In Detail | **Double Brick - 280mm wall**



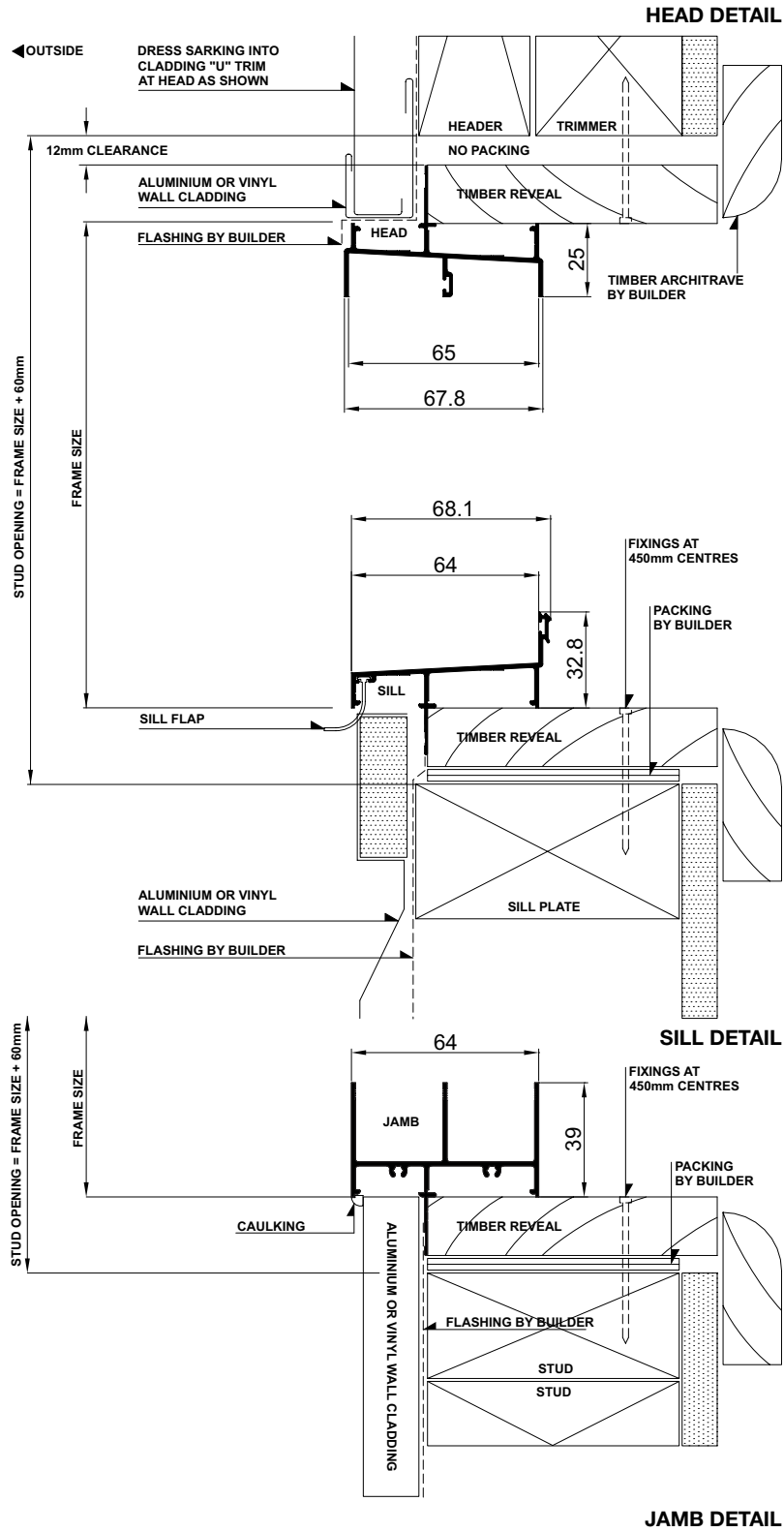
Please note that drawings are not to scale

Trend<sup>®</sup> Standard Double Hung | ATD | Mk-4 | 1 Jul 2009

Confidentiality Notice: This document and the information it contains are copyright and confidential to Trend<sup>®</sup> Windows & Doors Pty Limited. Disclosure, use and copying in any form whatsoever, except as authorised by Trend<sup>®</sup> Windows & Doors in writing, are strictly prohibited. Patents and Design Registrations pending.

# Installation

Trend® Standard Double Hung | Building In Detail | Aluminium Cladding on Studs



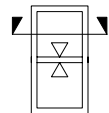
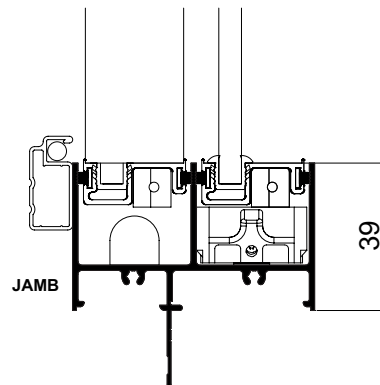
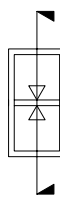
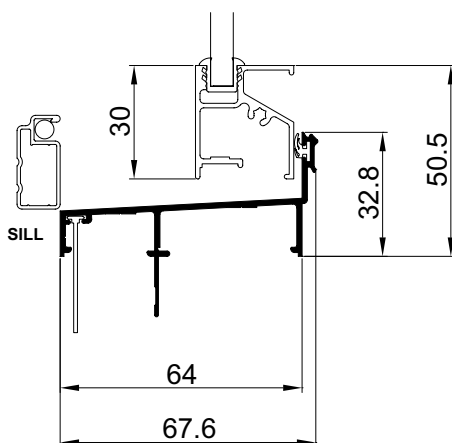
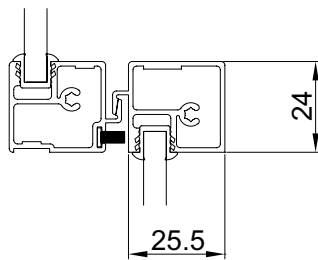
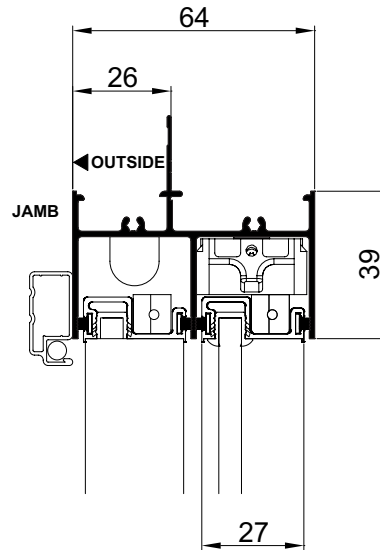
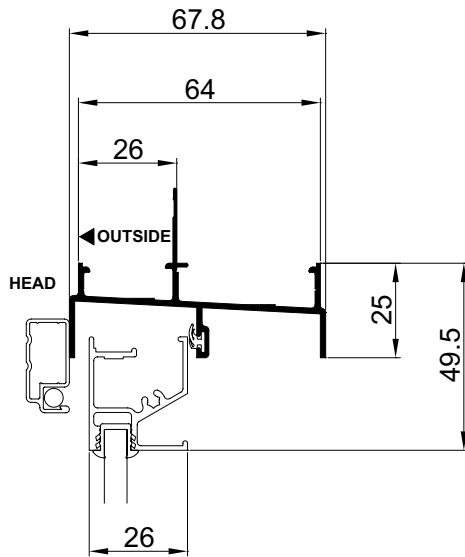
Please note that drawings are not to scale

Trend® Standard Double Hung | ATD | Mk-4 | 1 Jul 2009

Confidentiality Notice: This document and the information it contains are copyright and confidential to Trend® Windows & Doors Pty Limited. Disclosure, use and copying in any form whatsoever, except as authorised by Trend® Windows & Doors in writing, are strictly prohibited. Patents and Design Registrations pending.

# Cross Sectional Views

Trend<sup>®</sup> Standard Double Hung | **Single Lite**



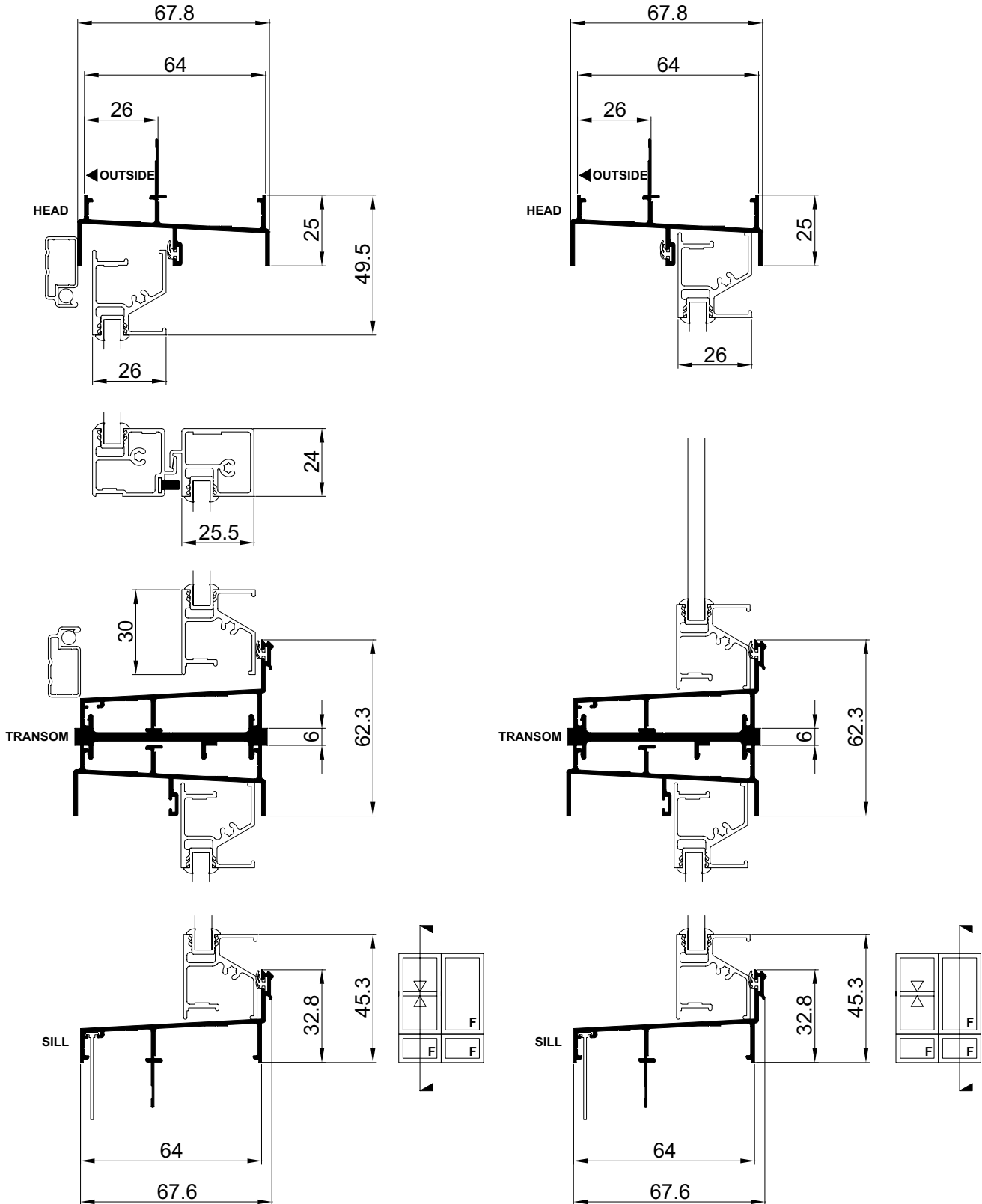
Please note that drawings are not to scale

Trend<sup>®</sup> Standard Double Hung | ATD | Mk-4 | 1 Jul 2009

Confidentiality Notice: This document and the information it contains are copyright and confidential to Trend<sup>®</sup> Windows & Doors Pty Limited. Disclosure, use and copying in any form whatsoever, except as authorised by Trend<sup>®</sup> Windows & Doors in writing, are strictly prohibited. Patents and Design Registrations pending.

# Cross Sectional Views

Trend® Standard Double Hung | **Two Lite with Lowlite**



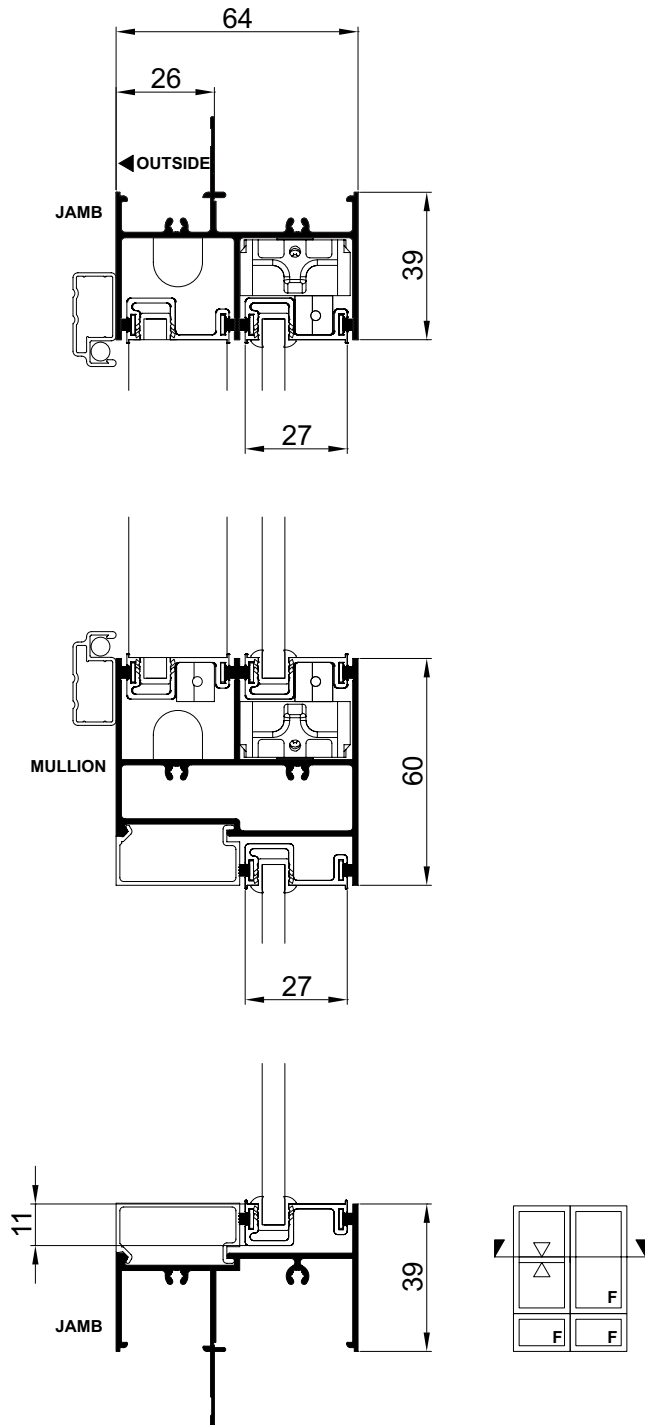
Please note that drawings are not to scale

Trend® Standard Double Hung | ATD | Mk-4 | 1 Jul 2009

Confidentiality Notice: This document and the information it contains are copyright and confidential to Trend® Windows & Doors Pty Limited. Disclosure, use and copying in any form whatsoever, except as authorised by Trend® Windows & Doors in writing, are strictly prohibited. Patents and Design Registrations pending.

# Cross Sectional Views

Trend® Standard Double Hung | **Two Lite with Lowlite**



Please note that drawings are not to scale

Trend® Standard Double Hung | ATD | Mk-4 | 1 Jul 2009

Confidentiality Notice: This document and the information it contains are copyright and confidential to Trend® Windows & Doors Pty Limited. Disclosure, use and copying in any form whatsoever, except as authorised by Trend® Windows & Doors in writing, are strictly prohibited. Patents and Design Registrations pending.