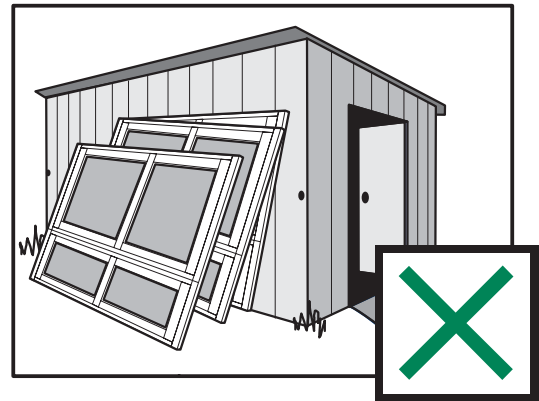
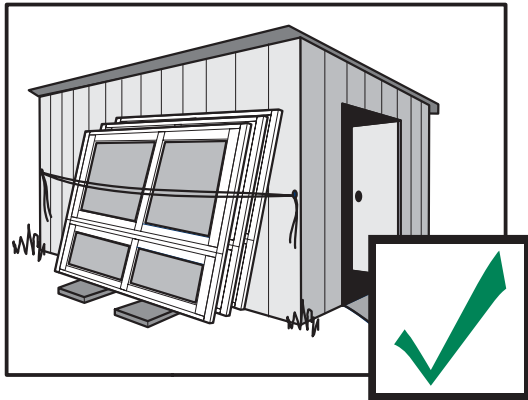
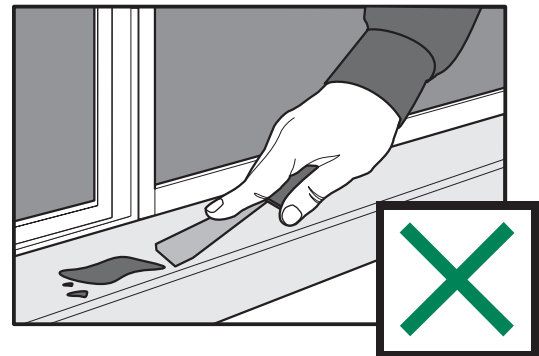
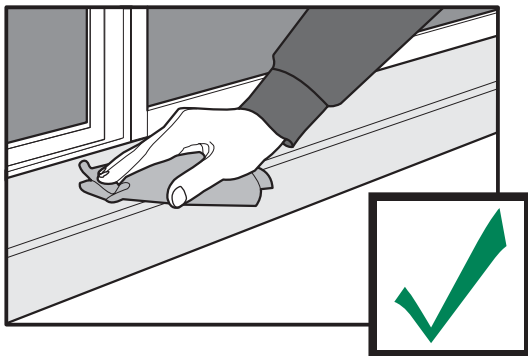




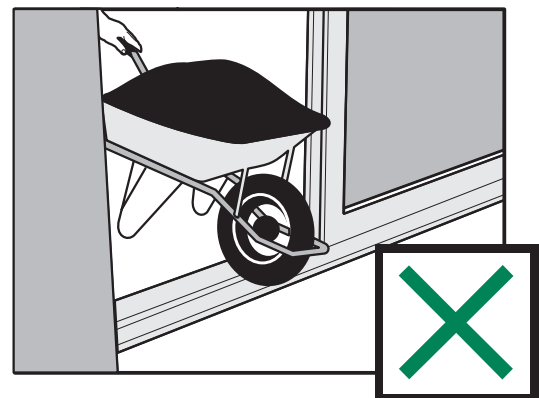
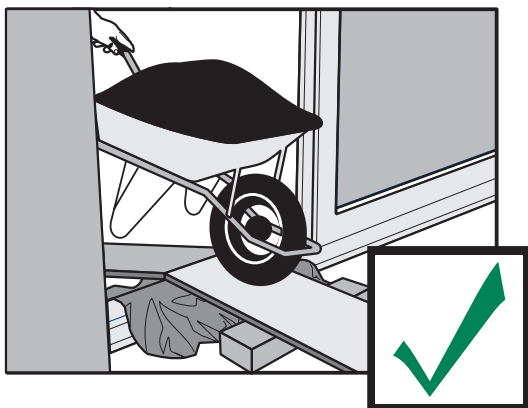
## On Site Care & Maintenance



On site, windows and doors should be stored in a clean dry area away from cement, lime, paint, acid etc. During and after installation windows and doors must be protected from building materials and loose debris such as wet plaster, mortar, paint and welding splatter. Wet plaster and mortar should be removed immediately and soiled areas washed down with a sponge and clean water.



If removal of debris is delayed and scraping becomes necessary the surface finish may be damaged. Remove cement, mortar and other droppings immediately, using ample clean water and a sponge or rag, to avoid permanent staining of finished surfaces.



Door tracks and window sills should be protected from planks, scaffolding and barrows.




# REVISION UPDATE

March 2004



## On Site Care & Maintenance



Acid used for cleaning brickwork **must** be prevented from making contact with powdercoated aluminium window and door surfaces. If any acid or similar corrosive material does come into contact with window or door surfaces those areas must be washed **immediately** with large quantities of clean water.

If using a hose or similar apparatus to clean windows and/or doors ensure the hose nozzle/jet fitting is set to a fine spray as shown in the diagram. At **no** time should a window or door be hit with full force of a hoses nozzle/jet setting.