

RANGE

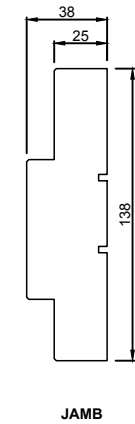
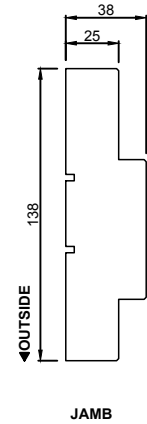
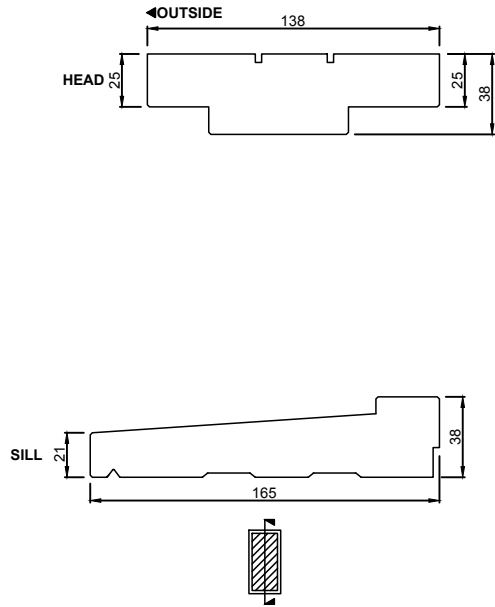
BOTANICA

PRODUCT

ENTRY FRAME (OPEN IN)

CONFIGURATION

SINGLE LITE



Notice

This drawing is confidential. This drawing and its copyright are the property of or to Trend Windows & Doors and must not be used, disclosed or reproduced in any form whatsoever except as authorised in writing.

This drawing must be returned with quotation and/or completion of job as applicable

Drawing Notice

These are only a generic building in details to assist in the construction and installation of Trend Windows and Doors; please contact us for further information or enquiries.

Issue

A

Modification

FIRST ISSUE

Date

FEB 18

Date

08 02 2018

Revision

A

Drawn

P.G.



RANGE

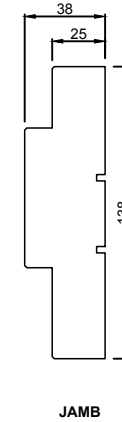
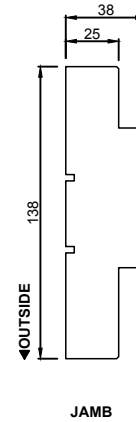
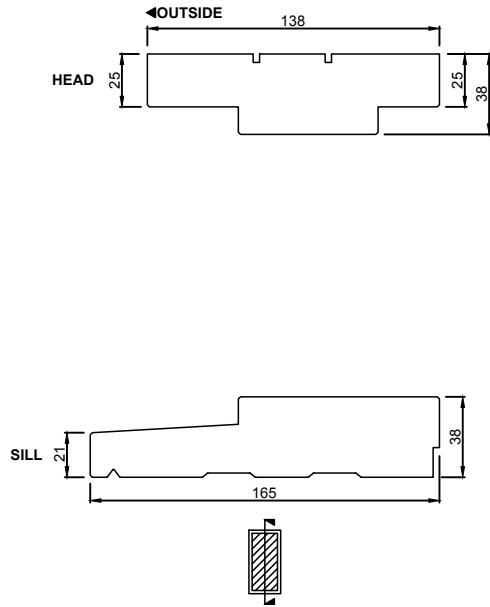
PRODUCT

CONFIGURATION

BOTANICA

ENTRY FRAME (OPEN OUT)

SINGLE LITE



Notice

This drawing is confidential. This drawing and its copyright are the property of or to Trend Windows & Doors and must not be used, disclosed or reproduced in any form whatsoever except as authorised in writing.

This drawing must be returned with quotation and/or completion of job as applicable

Drawing Notice

These are only a generic building in details to assist in the construction and installation of Trend Windows and Doors; please contact us for further information or enquiries.

Issue

A

Modification

FIRST ISSUE

Date

FEB 18

Date

08 02 2018

Revision

A

Drawn

P.G.



RANGE

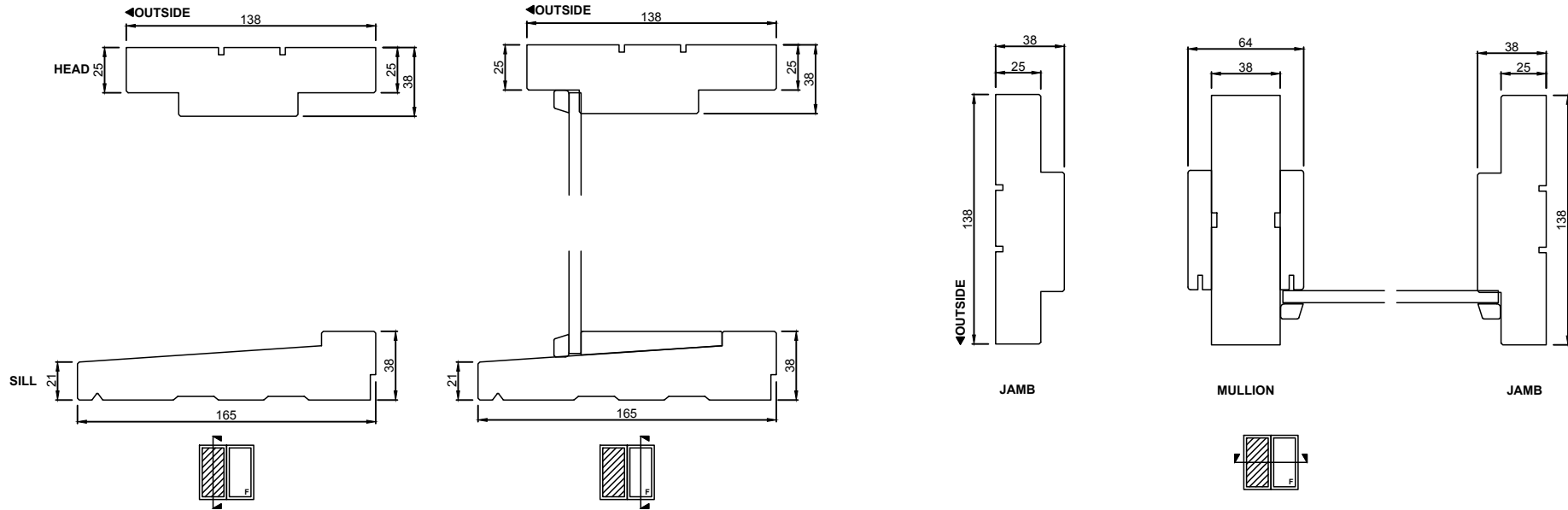
PRODUCT

CONFIGURATION

BOTANICA

ENTRY FRAME (OPEN IN)

ENTRY FRAME + FIXED LITE



Notice

This drawing is confidential. This drawing and its copyright are the property of or to Trend Windows & Doors and must not be used, disclosed or reproduced in any form whatsoever except as authorised in writing.

This drawing must be returned with quotation and/or completion of job as applicable

Drawing Notice

These are only a generic building in details to assist in the construction and installation of Trend Windows and Doors; please contact us for further information or enquiries.

Issue

A

Modification

FIRST ISSUE

Date

FEB 18

Date

08 02 2018

Revision

A

Drawn

P.G.



RANGE

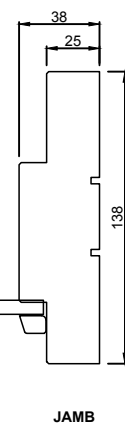
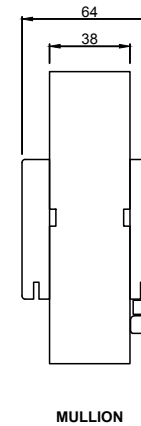
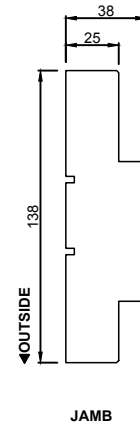
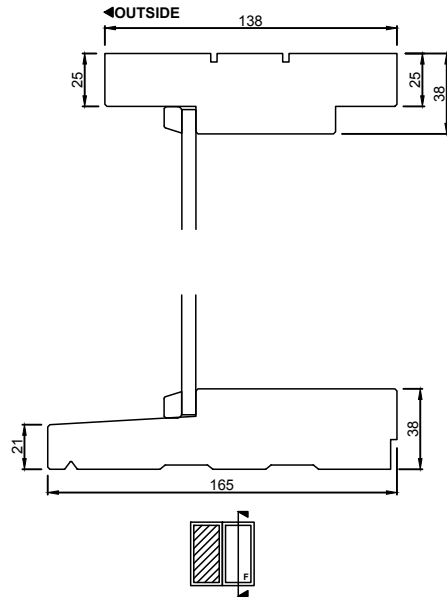
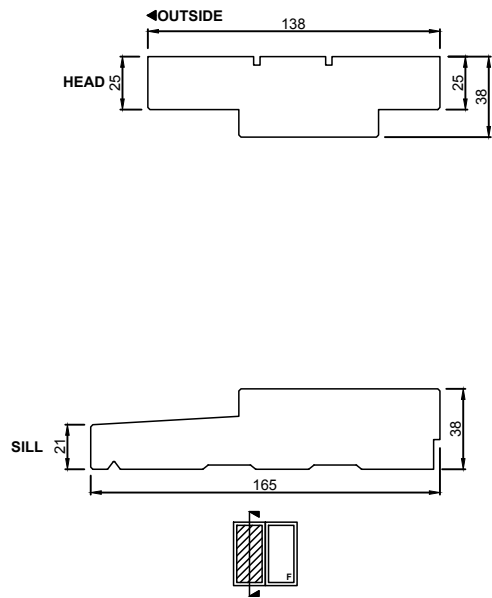
PRODUCT

CONFIGURATION

BOTANICA

ENTRY FRAME (OPEN OUT)

ENTRY FRAME + FIXED LITE



Notice
 This drawing is confidential. This drawing and its copyright are the property of or to Trend Windows & Doors and must not be used, disclosed or reproduced in any form whatsoever except as authorised in writing.
 This drawing must be returned with quotation and/or completion of job as applicable

Drawing Notice
 These are only a generic building in details to assist in the construction and installation of Trend Windows and Doors; please contact us for further information or enquiries.

Issue	Modification	Date	Date
A	FIRST ISSUE	FEB 18	08 02 2018
		Revision	
		A	
		Drawn	
		P.G.	



RANGE

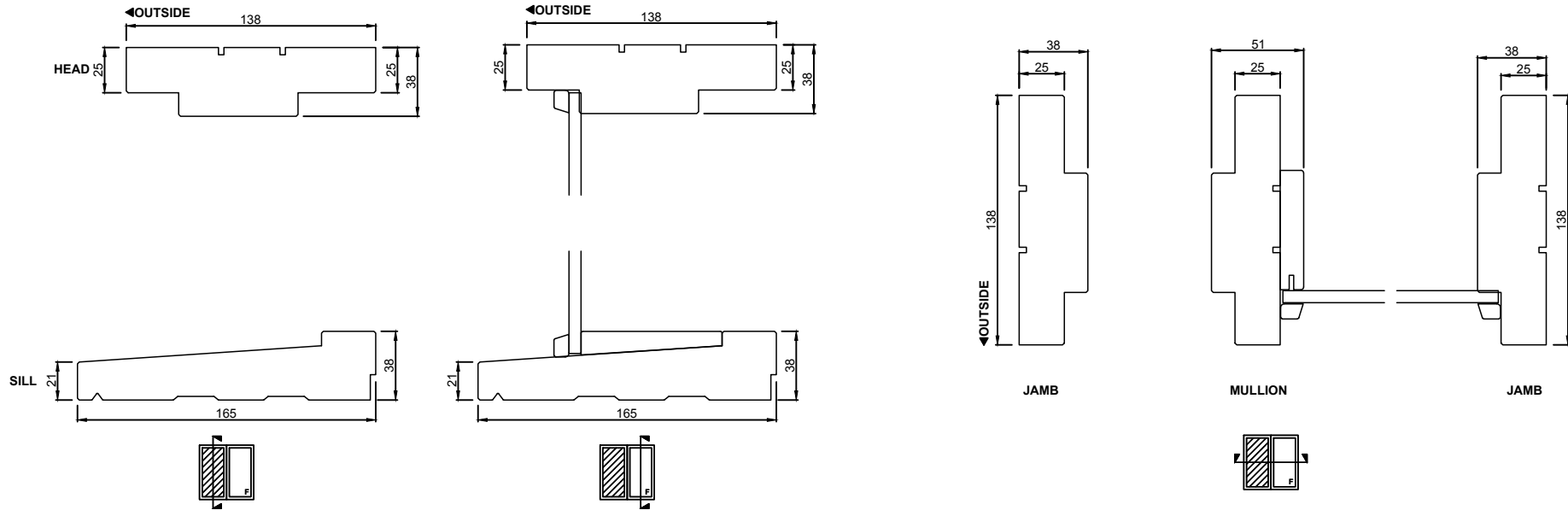
PRODUCT

CONFIGURATION

BOTANICA

ENTRY FRAME (OPEN IN)

ENTRY FRAME + FIXED LITE



Notice

This drawing is confidential. This drawing and its copyright are the property of or to Trend Windows & Doors and must not be used, disclosed or reproduced in any form whatsoever except as authorised in writing.

This drawing must be returned with quotation and/or completion of job as applicable

Drawing Notice

These are only a generic building in details to assist in the construction and installation of Trend Windows and Doors; please contact us for further information or enquiries.

Issue

A

Modification

FIRST ISSUE

Date

FEB 18

Date

08 02 2018

Revision

A

Drawn

P.G.



RANGE

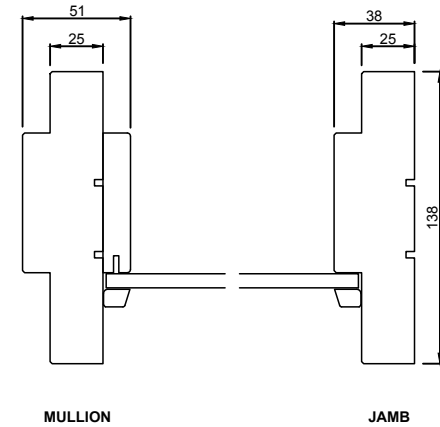
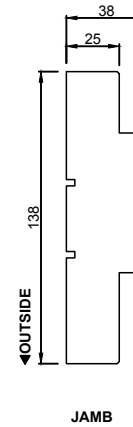
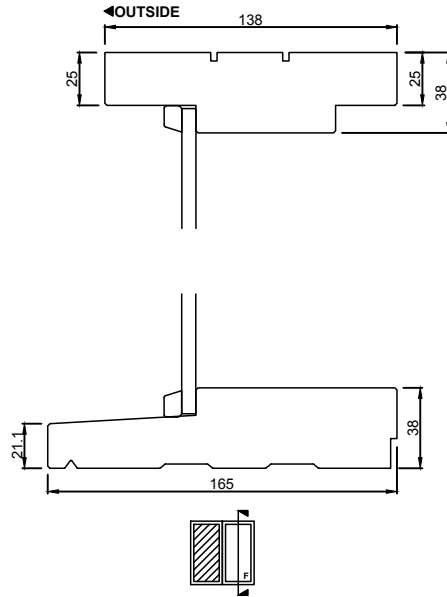
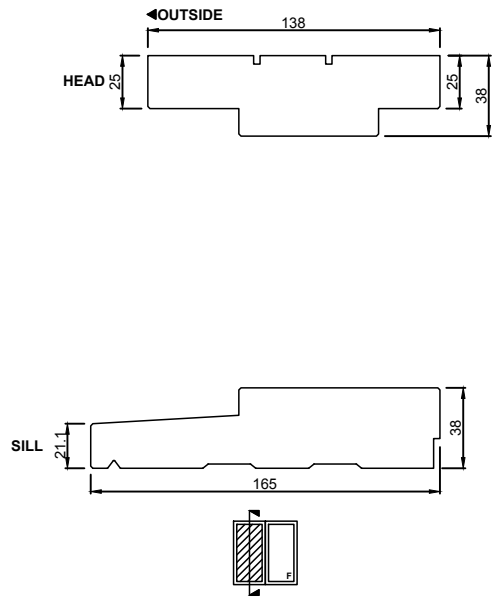
PRODUCT

CONFIGURATION

BOTANICA

ENTRY FRAME (OPEN OUT)

ENTRY FRAME + FIXED LITE



Notice

This drawing is confidential. This drawing and its copyright are the property of or to Trend Windows & Doors and must not be used, disclosed or reproduced in any form whatsoever except as authorised in writing.

This drawing must be returned with quotation and/or completion of job as applicable

Drawing Notice

These are only a generic building in details to assist in the construction and installation of Trend Windows and Doors; please contact us for further information or enquiries.

Issue

A

Modification

FIRST ISSUE

Date

FEB 18

Date

08 02 2018

Revision

A

Drawn

P.G.



RANGE

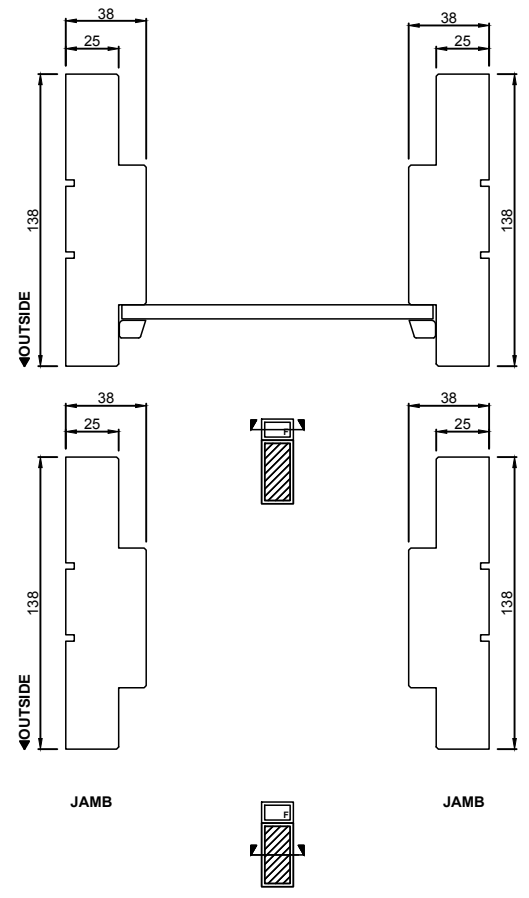
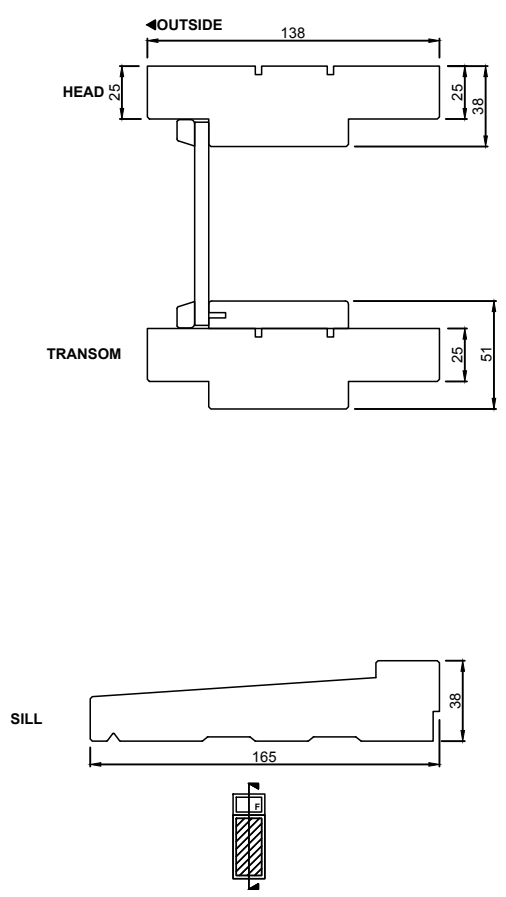
PRODUCT

CONFIGURATION

BOTANICA

ENTRY FRAME (OPEN IN)

ENTRY FRAME + HI LITE



Notice	Drawing Notice	Issue	Modification	Date	Date
<p>This drawing is confidential. This drawing and its copyright are the property of or to Trend Windows & Doors and must not be used, disclosed or reproduced in any form whatsoever except as authorised in writing.</p> <p>This drawing must be returned with quotation and/or completion of job as applicable</p>	<p>These are only a generic building in details to assist in the construction and installation of Trend Windows and Doors; please contact us for further information or enquiries.</p>	A	FIRST ISSUE	FEB 18	08 02 2018
					Revision
					A
					Drawn
					P.G.



RANGE

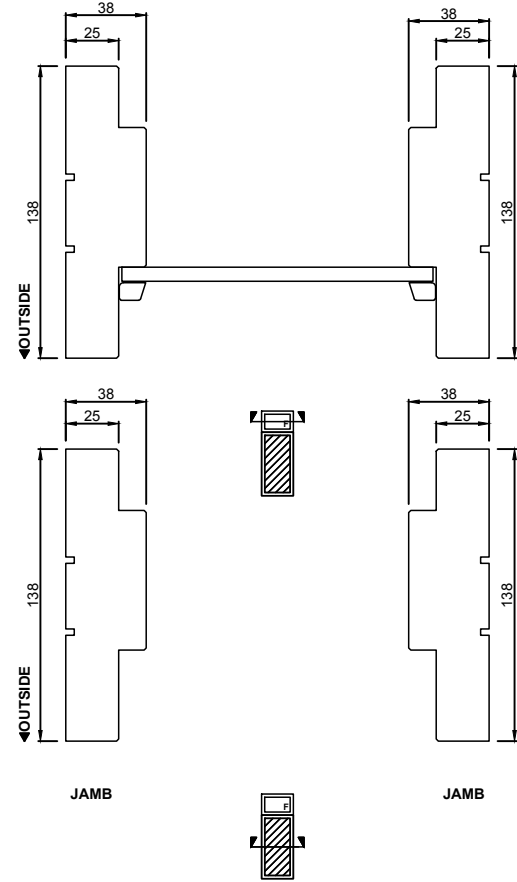
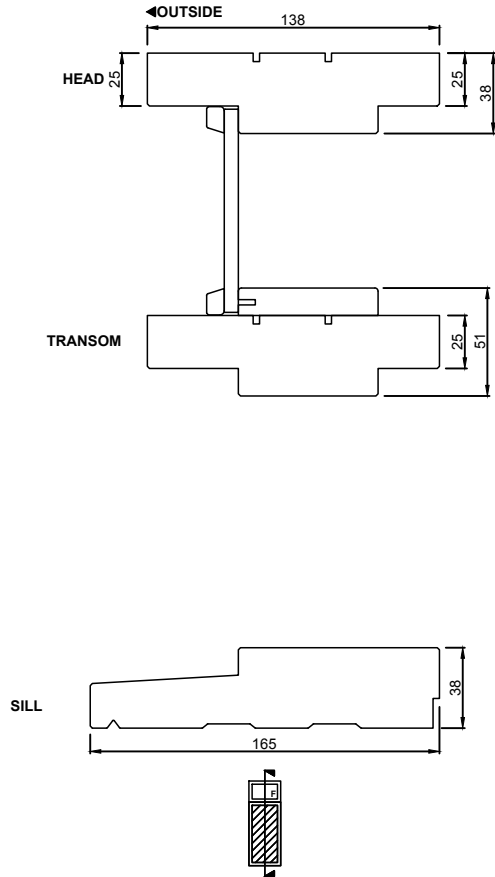
PRODUCT

CONFIGURATION

BOTANICA

ENTRY FRAME (OPEN OUT)

ENTRY FRAME + HI LITE



Notice	Drawing Notice	Issue	Modification	Date	Date
<p>This drawing is confidential. This drawing and its copyright are the property of or to Trend Windows & Doors and must not be used, disclosed or reproduced in any form whatsoever except as authorised in writing.</p> <p>This drawing must be returned with quotation and/or completion of job as applicable</p>	<p>These are only a generic building in details to assist in the construction and installation of Trend Windows and Doors; please contact us for further information or enquiries.</p>	A	FIRST ISSUE	FEB 18	08 02 2018
					Revision
					A
					Drawn
					P.G.



RANGE

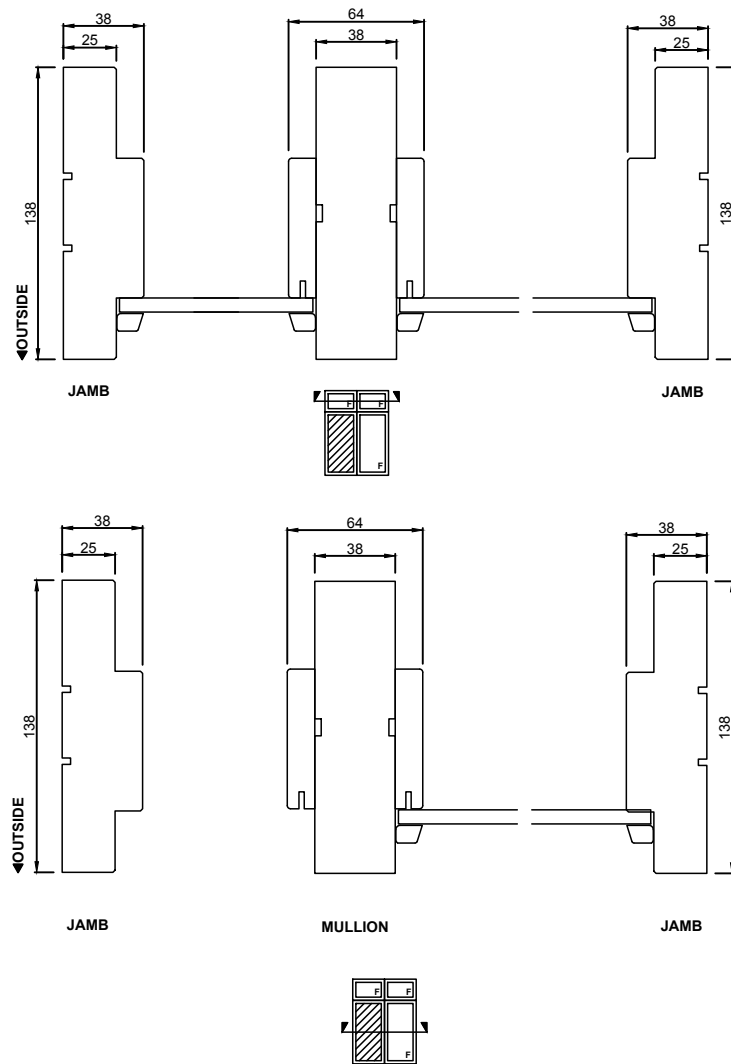
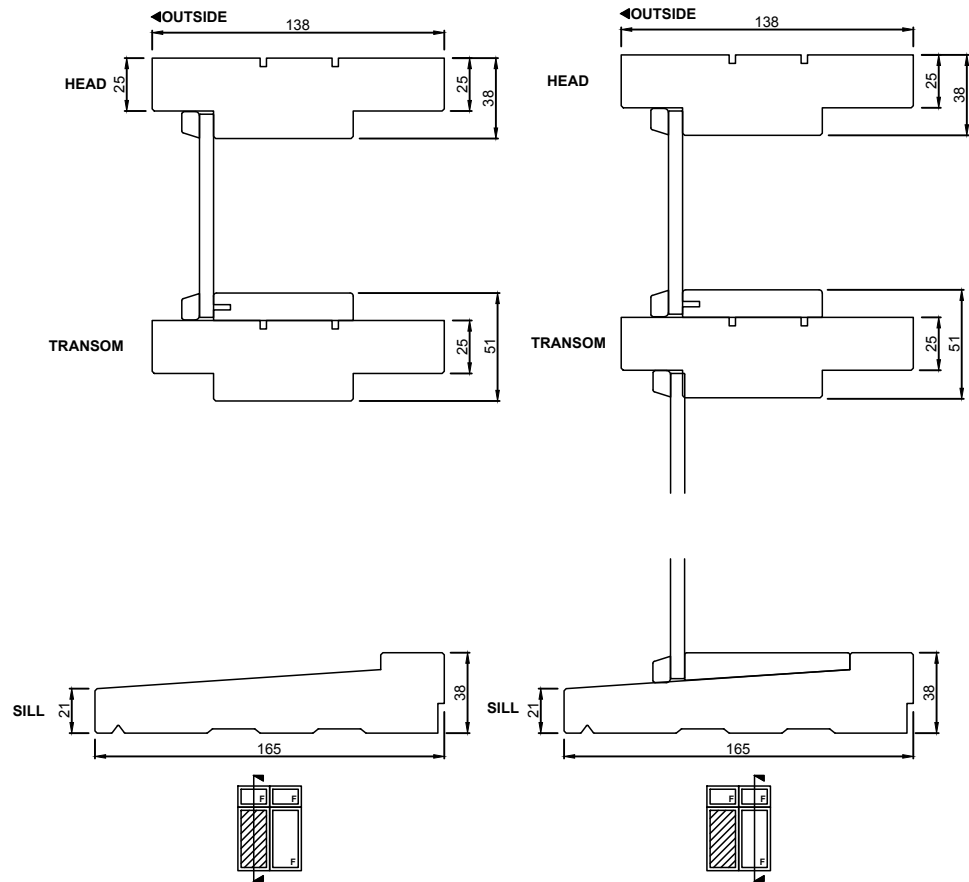
PRODUCT

CONFIGURATION

BOTANICA

ENTRY FRAME (OPEN IN)

ENTRY FRAME + HI LITE & FIXED LITE



Notice

This drawing is confidential. This drawing and its copyright are the property of or to Trend Windows & Doors and must not be used, disclosed or reproduced in any form whatsoever except as authorised in writing.

This drawing must be returned with quotation and/or completion of job as applicable

Drawing Notice

These are only a generic building in details to assist in the construction and installation of Trend Windows and Doors; please contact us for further information or enquiries.

Issue

A

Modification

FIRST ISSUE

Date

FEB 18

Date

08 02 2018

Revision

A

Drawn

P.G.



RANGE

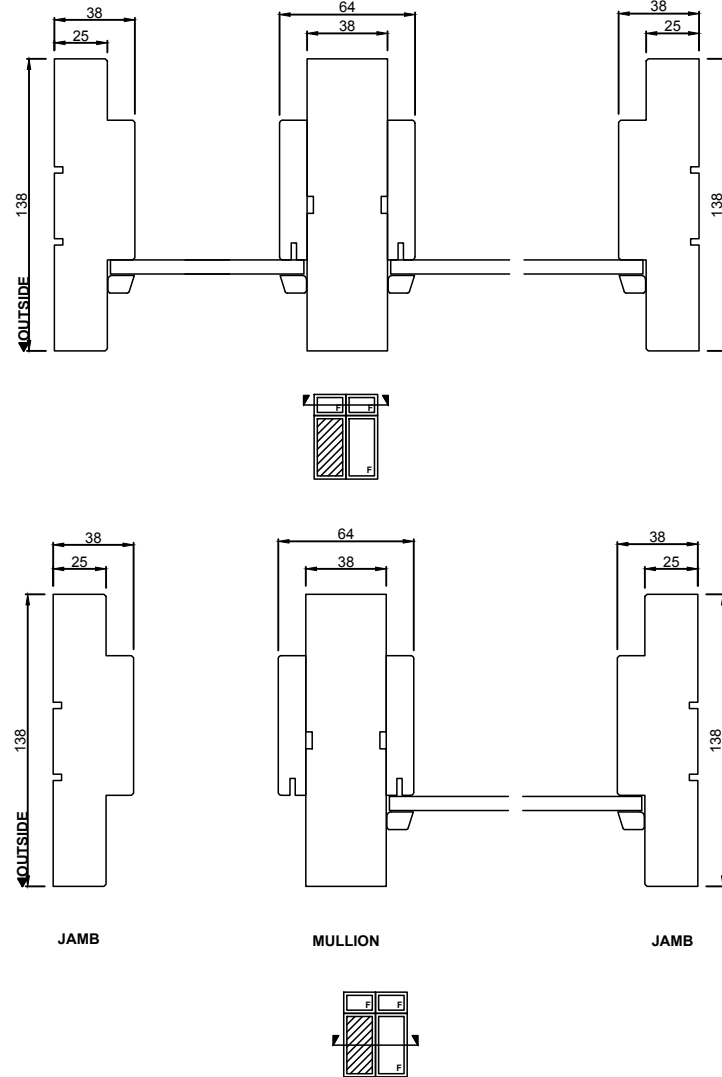
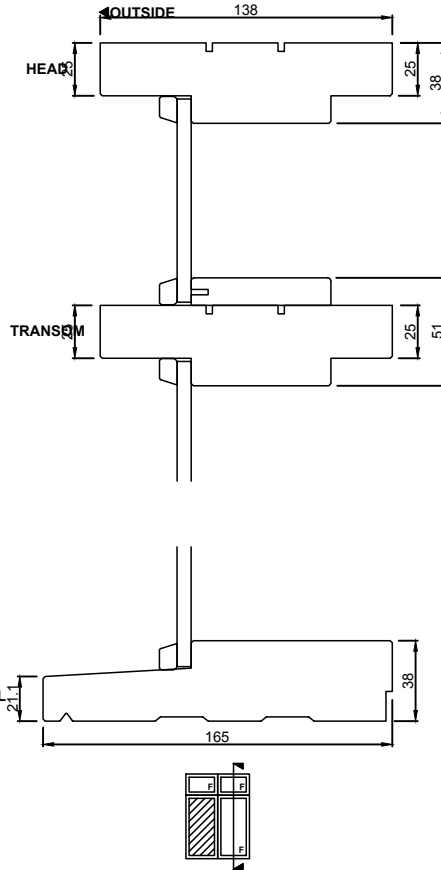
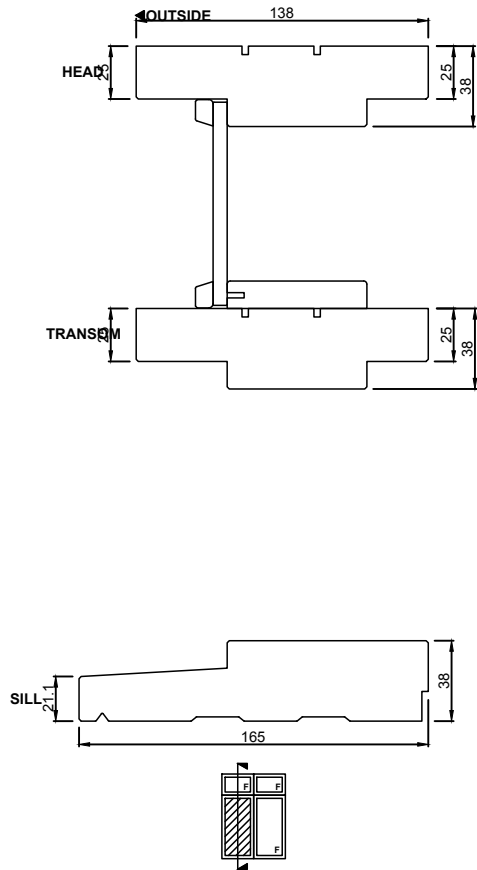
PRODUCT

CONFIGURATION

BOTANICA

ENTRY FRAME (OPEN OUT)

ENTRY FRAME + HI LITE & FIXED LITE



Notice

This drawing is confidential. This drawing and its copyright are the property of or to Trend Windows & Doors and must not be used, disclosed or reproduced in any form whatsoever except as authorised in writing.

This drawing must be returned with quotation and/or completion of job as applicable

Drawing Notice

These are only a generic building in details to assist in the construction and installation of Trend Windows and Doors; please contact us for further information or enquiries.

Issue

A

Modification

FIRST ISSUE

Date

FEB 18

Date

08 02 2018

Revision

A

Drawn

P.G.



RANGE

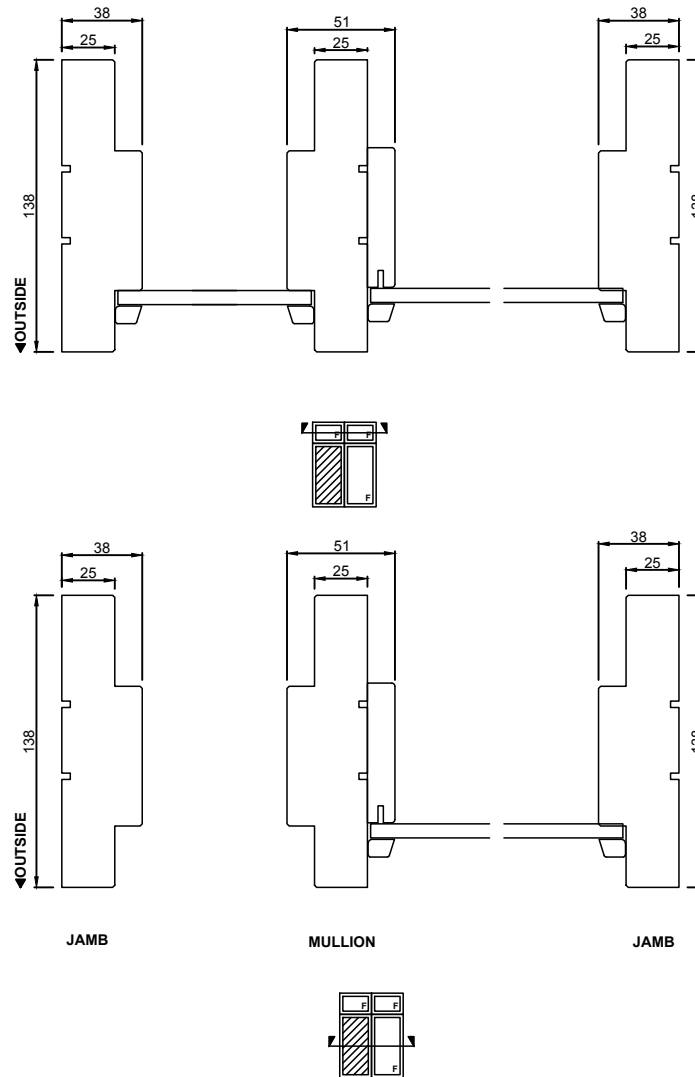
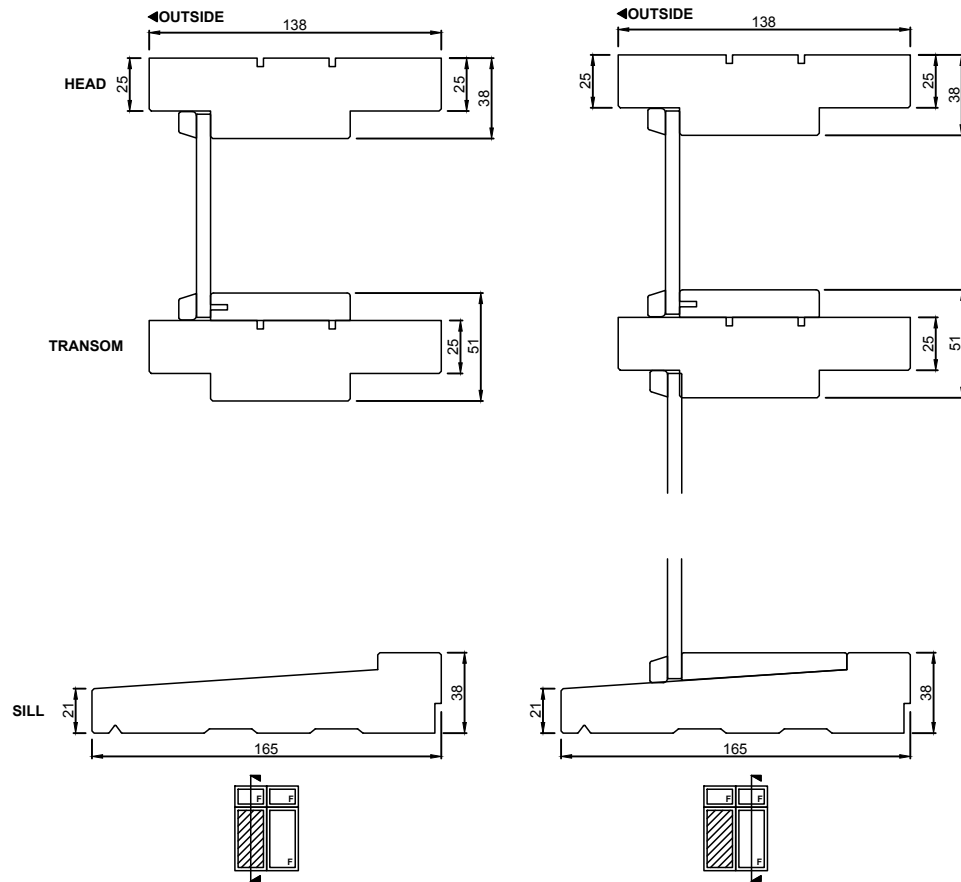
PRODUCT

CONFIGURATION

BOTANICA

ENTRY FRAME (OPEN IN)

ENTRY FRAME + HI LITE & FIXED LITE



Notice

This drawing is confidential. This drawing and its copyright are the property of or to Trend Windows & Doors and must not be used, disclosed or reproduced in any form whatsoever except as authorised in writing.

This drawing must be returned with quotation and/or completion of job as applicable

Drawing Notice

These are only a generic building in details to assist in the construction and installation of Trend Windows and Doors; please contact us for further information or enquiries.

Issue

A

Modification

FIRST ISSUE

Date

FEB 18

Date

08 02 2018

Revision

A

Drawn

P.G.



RANGE

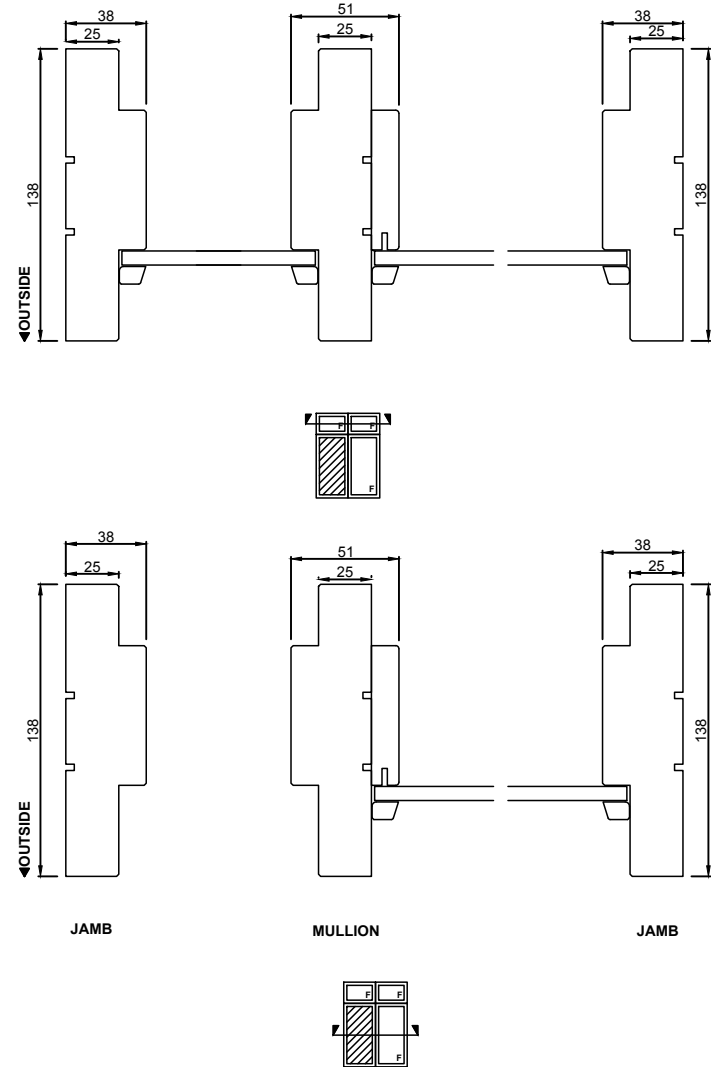
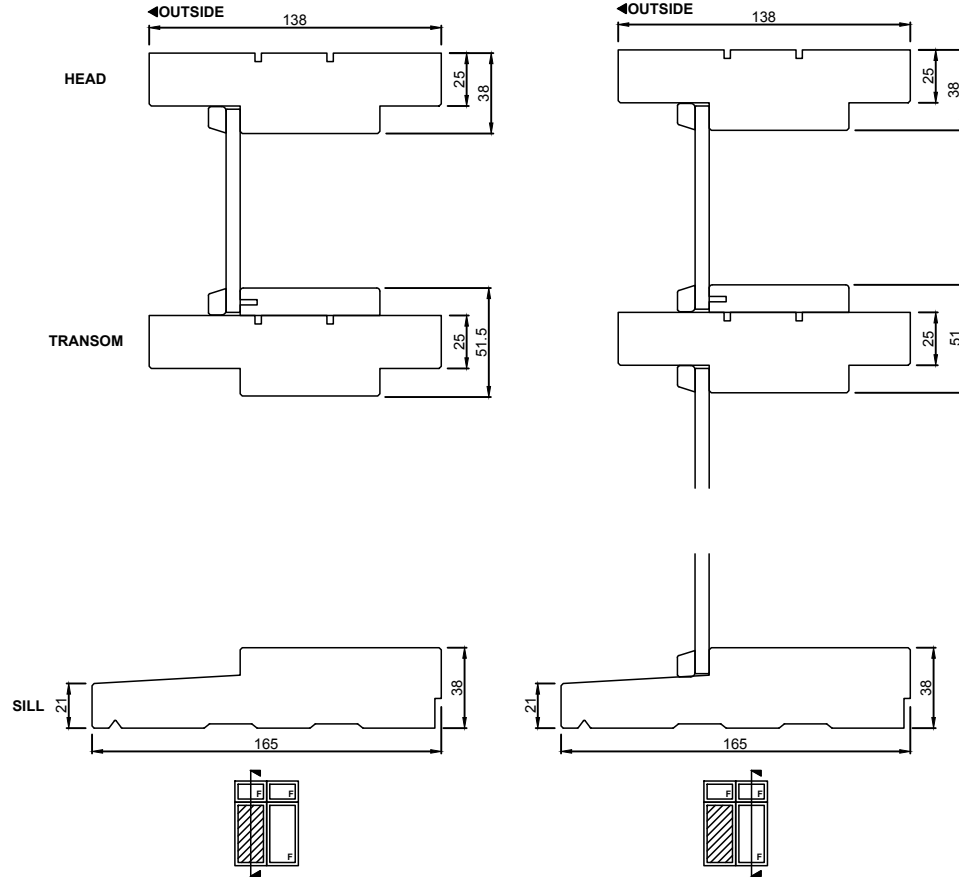
PRODUCT

CONFIGURATION

BOTANICA

ENTRY FRAME (OPEN OUT)

ENTRY FRAME + HI LITE & FIXED LITE



Notice

This drawing is confidential. This drawing and its copyright are the property of or to Trend Windows & Doors and must not be used, disclosed or reproduced in any form whatsoever except as authorised in writing.

This drawing must be returned with quotation and/or completion of job as applicable

Drawing Notice

These are only a generic building in details to assist in the construction and installation of Trend Windows and Doors; please contact us for further information or enquiries.

Issue

A

Modification

FIRST ISSUE

Date

FEB 18

Date

08 02 2018

Revision

A

Drawn

P.G.



RANGE

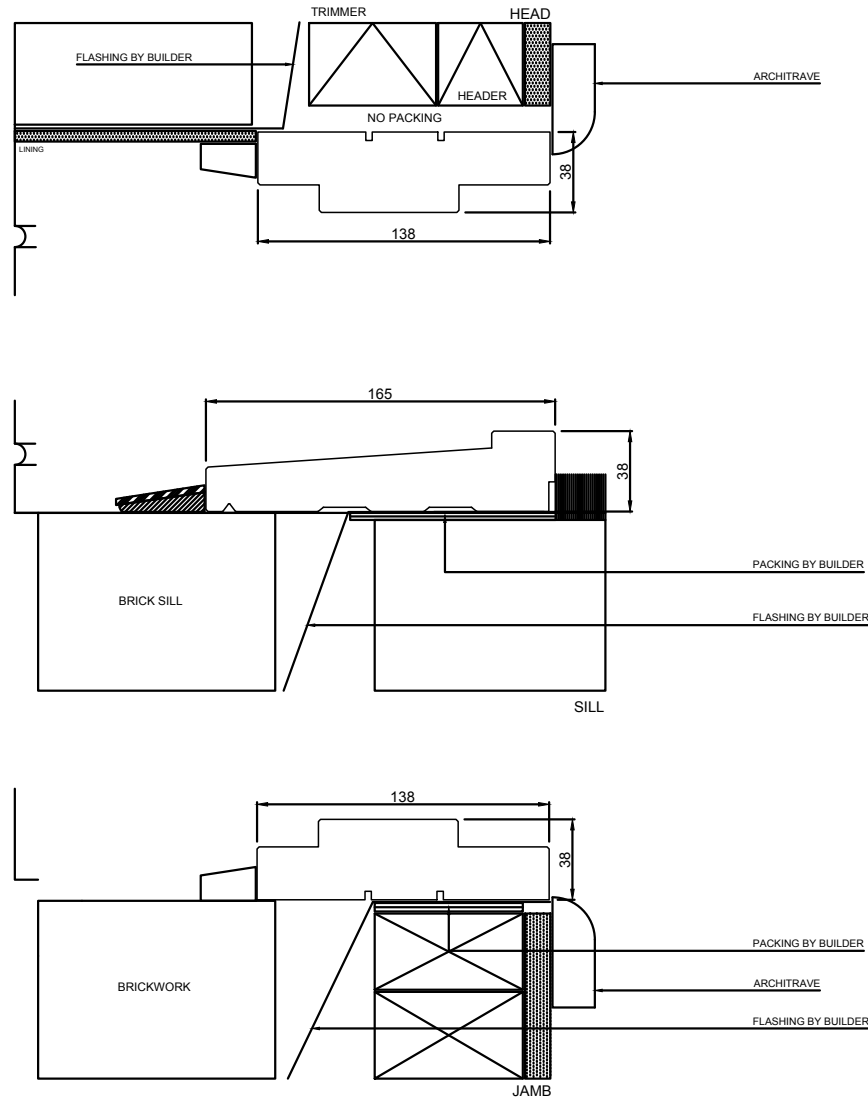
BOTANICA

PRODUCT

SLIDING DOOR

CONFIGURATION

BUILDING IN DETAIL - BRICK VENEER



Notice

This drawing is confidential. This drawing and its copyright are the property of or to Trend Windows & Doors and must not be used, disclosed or reproduced in any form whatsoever except as authorised in writing.

This drawing must be returned with quotation and/or completion of job as applicable

Drawing Notice

These are only a generic building in details to assist in the construction and installation of Trend Windows and Doors; please contact us for further information or enquiries.

Issue

A

Modification

FIRST ISSUE

Date

FEB 18

Date

12 02 2018

Revision

A

Drawn

P.G.



RANGE

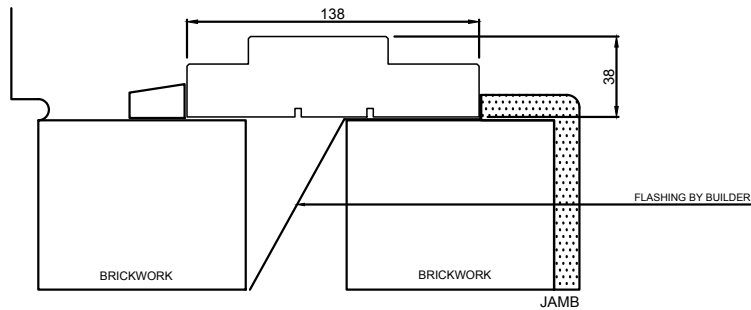
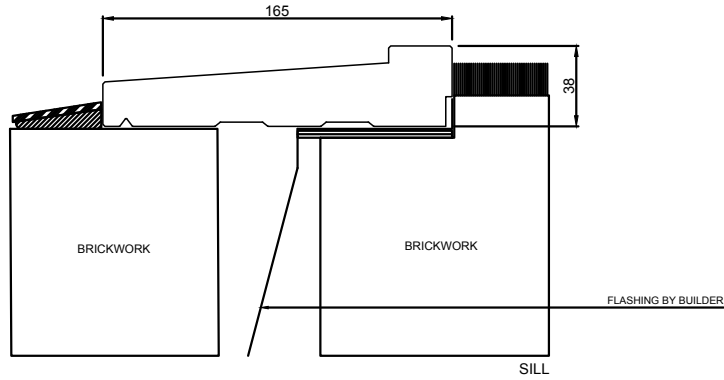
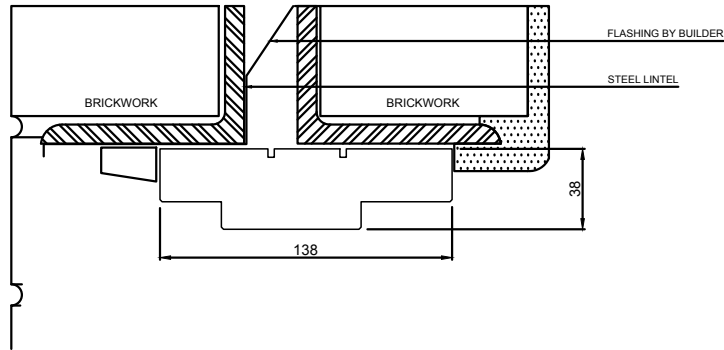
BOTANICA

PRODUCT

SLIDING DOOR

CONFIGURATION

DOUBLE BRICK



Notice

This drawing is confidential. This drawing and its copyright are the property of or to Trend Windows & Doors and must not be used, disclosed or reproduced in any form whatsoever except as authorised in writing.

This drawing must be returned with quotation and/or completion of job as applicable

Drawing Notice

These are only a generic building in details to assist in the construction and installation of Trend Windows and Doors; please contact us for further information or enquiries.

Issue

A

Modification

FIRST ISSUE

Date

FEB 18

Date

12 02 2018

Revision

A

Drawn

P.G.



RANGE

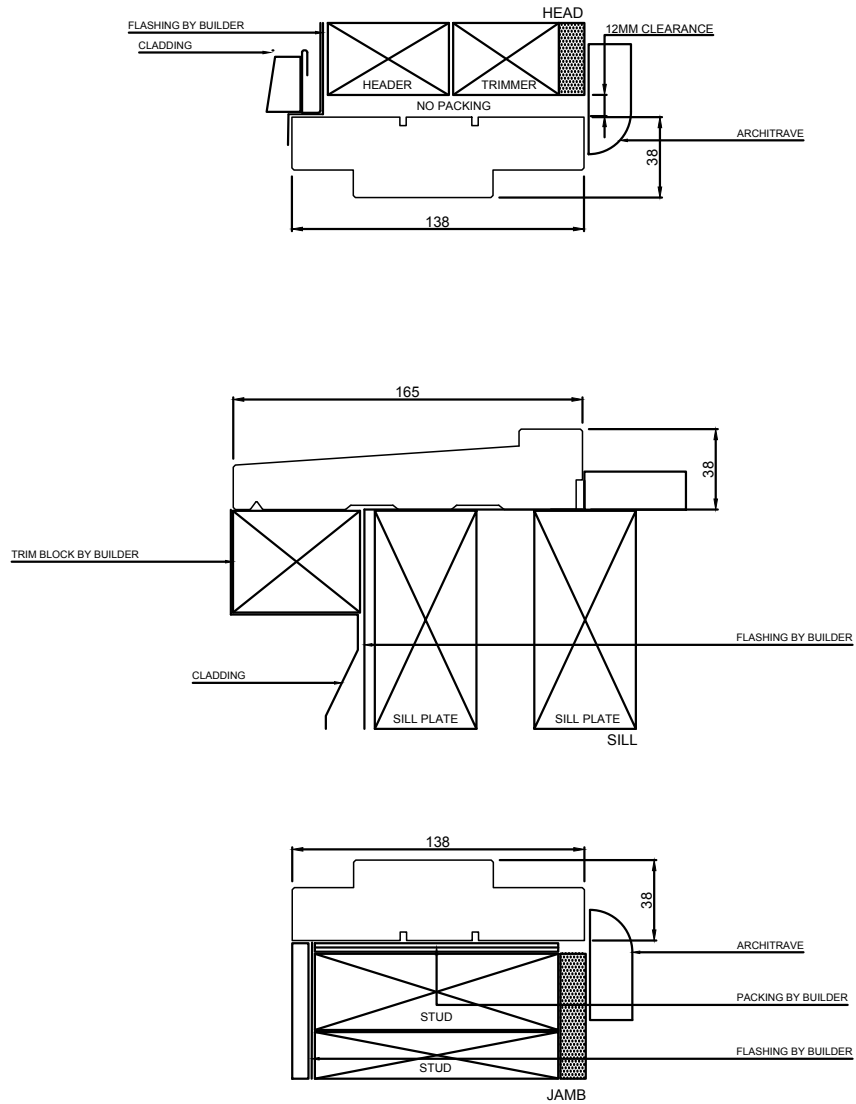
BOTANICA

PRODUCT

SLIDING DOOR

CONFIGURATION

CLADDING



Notice

This drawing is confidential. This drawing and its copyright are the property of or to Trend Windows & Doors and must not be used, disclosed or reproduced in any form whatsoever except as authorised in writing.

This drawing must be returned with quotation and/or completion of job as applicable

Drawing Notice

These are only a generic building in details to assist in the construction and installation of Trend Windows and Doors; please contact us for further information or enquiries.

Issue

A

Modification

FIRST ISSUE

Date

FEB 18

Date

12 02 2018

Revision

A

Drawn

P.G.

